EVEN FOR **SMALL QUANTITIES** WE GET **STARTED** RIGHT AWAY ...

Because we produce in-house, so we don't have far to go. Our decisions are not based on when and who can do what in Asia; instead, we look at what we can do here in Gammertingen, Germany.

As well as the resulting flexibility, this offers another very significant benefit for our customers: even if what you need is complicated, we can say yes to your request. For example, if you're needing to push the limits of manual measurement technology, you will benefit from our almost unlimited knowledge.

Advise, test, solve: even if custom-made products are necessary, there is one thing you can always rely on: we can do it for you! Because with experience, expertise, team spirit and modern machinery, our professionals are there for you to serve your professional needs. Strictly speaking, this is all that high-quality portable measuring technology really needs, which is why this is exactly what we focus on.

5. KAPITEL SQUARES, PROTRACTORS AND BEVEL PROTRACTORS

190	Squares with / without base
194	Steel squares
195	Squares with hard and slim blade
196	Knife edge squares
197	Pattern maker angle
199	Inspection set
200	Mitre / Acute angle and Centre squares
202	Squares for specific measuring tasks and target groups
205	Wooden cases
206	Protractors
209	Universal bevel protractors
211	Protractor „Pernumeter“

0368 Squares with base accuracy grade 0

DIN 875



Specification

- DIN 875
- Accuracy grade 0
- For exact angle testing (for example: tool making)

Shipment

- Cardboard box
- From blade length 1000 mm in a transportation box

		Blade length mm	Cross section mm	Ref. No.	List price Euro
Special steel					
		75 x 50	15 x 5	0368 102	14.80
		100 x 70	20 x 5	0368 103	17.20
		150 x 100	25 x 5	0368 104	26.10
		200 x 130	30 x 6	0368 105	33.40
		250 x 165	35 x 7	0368 106	48.30
		300 x 200	40 x 8	0368 107	65.00
		400 x 265	45 x 10	0368 108	142.00
		500 x 330	50 x 10	0368 109	208.00
		600 x 400	50 x 10	0368 110	297.00
		750 x 500	60 x 12	0368 111	508.00
	▪	1000 x 660	70 x 15	0368 112	911.00
Stainless steel					
		75 x 50	15 x 5	0368 202	22.10
		100 x 70	20 x 5	0368 203	23.90
		150 x 100	25 x 5	0368 204	41.00
		200 x 130	30 x 6	0368 205	59.00
		250 x 165	35 x 7	0368 206	86.00
		300 x 200	40 x 8	0368 207	96.00
		400 x 265	45 x 10	0368 208	180.00
		500 x 330	50 x 10	0368 209	249.00
		600 x 400	50 x 10	0368 210	371.00
		750 x 500	60 x 12	0368 211	636.00
	▪	1000 x 660	70 x 15	0368 212	1,350.00

0369 Squares without base accuracy grade 0

DIN 875

Specification

- DIN 875
- Accuracy grade 0
- For exact angle testing (for example: tool making)

Shipment

- Cardboard box
- From blade length 1000 mm in a transportation box

		Blade length mm	Cross section mm	Ref. No.	List price Euro
Special steel					
		75 x 50	15 x 5	0369 102	9.70
		100 x 70	20 x 5	0369 103	10.90
		150 x 100	25 x 5	0369 104	13.40
		200 x 130	30 x 6	0369 105	22.10
		250 x 165	35 x 7	0369 106	30.60
		300 x 200	40 x 8	0369 107	39.30
		400 x 265	45 x 10	0369 108	96.00
		500 x 330	50 x 10	0369 109	118.00
		600 x 400	50 x 10	0369 110	234.00
		750 x 500	60 x 12	0369 111	434.00
	▪	1000 x 660	70 x 15	0369 112	774.00
Stainless steel					
		75 x 50	15 x 5	0369 202	16.10
		100 x 70	20 x 5	0369 203	17.60
		150 x 100	25 x 5	0369 204	23.40
		200 x 130	30 x 6	0369 205	35.40
		250 x 165	35 x 7	0369 206	47.10
		300 x 200	40 x 8	0369 207	65.00
		400 x 265	45 x 10	0369 208	125.00
		500 x 330	50 x 10	0369 209	173.00
		600 x 400	50 x 10	0369 210	291.00
		750 x 500	60 x 12	0369 211	543.00
	▪	1000 x 660	70 x 15	0369 212	1,019.00

Marked ▪ = excess length/excess weight Marked ▪ = includes a F.O.C. calibration certificate, traceable to national standards

0385 Inspection squares with base accuracy grade 0, hardened

DIN 875

Specification

- DIN 875
- Accuracy grade 0
- For exact angle testing (for example: tool making)

Shipment

- Cardboard box

		Blade length mm	Cross section mm	Ref. No.	List price Euro
Special steel					
		50 x 40	15 x 4	0385 102	23.40
		75 x 50	15 x 4	0385 103	24.90
		100 x 70	20 x 5	0385 104	29.80
		150 x 100	25 x 6	0385 105	44.60
		200 x 130	30 x 7	0385 106	62.00
		300 x 200	40 x 8	0385 108	108.00
Stainless steel					
		50 x 40	15 x 4	0385 202	32.40
		75 x 50	15 x 4	0385 203	36.00
		100 x 70	20 x 5	0385 204	44.60
		150 x 100	25 x 6	0385 205	59.00
		200 x 130	30 x 7	0385 206	76.00
		300 x 200	40 x 8	0385 208	112.00

0386 Inspection squares without base accuracy grade 0, hardened

DIN 875

Specification

- DIN 875
- Accuracy grade 0
- For exact angle testing (for example: tool making)

Shipment

- Cardboard box

		Blade length mm	Cross section mm	Ref. No.	List price Euro
Special steel					
		50 x 40	15 x 4	0386 102	17.60
		75 x 50	15 x 4	0386 103	19.00
		100 x 70	20 x 5	0386 104	23.20
		150 x 100	25 x 6	0386 105	28.70
		200 x 130	30 x 7	0386 106	37.10
		300 x 200	40 x 8	0386 108	71.00
Stainless steel					
		50 x 40	15 x 4	0386 202	22.30
		75 x 50	15 x 4	0386 203	25.30
		100 x 70	20 x 5	0386 204	29.80
		150 x 100	25 x 6	0386 205	38.70
		200 x 130	30 x 7	0386 206	50.00
		300 x 200	40 x 8	0386 208	99.00

0370 Squares with base accuracy grade 1

DIN 875

Specification

- DIN 875
- Accuracy grade 1
- For angle testing in production and factory

Shipment

- Cardboard box
- From blade length 1000 mm in a transportation box



		Blade length mm	Cross section mm	Ref. No.	List price Euro
Special steel					
		75 x 50	15 x 5	0370 102	9.40
		100 x 70	20 x 5	0370 103	10.50
		150 x 100	25 x 5	0370 104	10.70
		200 x 130	30 x 6	0370 105	17.40
		250 x 165	35 x 7	0370 106	23.20
		300 x 200	40 x 8	0370 107	28.30
		400 x 265	45 x 10	0370 108	77.00
		500 x 330	50 x 10	0370 109	113.00
		600 x 400	50 x 10	0370 110	158.00
		750 x 500	60 x 12	0370 111	353.00
	▪	1000 x 660	70 x 15	0370 112	598.00
Stainless steel					
		75 x 50	15 x 5	0370 202	13.00
		100 x 70	20 x 5	0370 203	15.80
		150 x 100	25 x 5	0370 204	21.60
		200 x 130	30 x 6	0370 205	28.70
		250 x 165	35 x 7	0370 206	43.10
		300 x 200	40 x 8	0370 207	52.00
		400 x 265	45 x 10	0370 208	155.00
		500 x 330	50 x 10	0370 209	191.00
		600 x 400	50 x 10	0370 210	323.00
		750 x 500	60 x 12	0370 211	500.00
	▪	1000 x 660	70 x 15	0370 212	809.00

0371 Squares without base accuracy grade 1

DIN 875

Specification

- DIN 875
- Accuracy grade 1
- For angle testing in production and factory

Shipment

- Cardboard box
- From blade length 1000 mm in a transportation box

		Blade length mm	Cross section mm	Ref. No.	List price Euro
Special steel					
		75 x 50	15 x 5	0371 102	7.10
		100 x 70	20 x 5	0371 103	7.50
		150 x 100	25 x 5	0371 104	9.00
		200 x 130	30 x 6	0371 105	12.30
		250 x 165	35 x 7	0371 106	18.70
		300 x 200	40 x 8	0371 107	22.10
		400 x 265	45 x 10	0371 108	56.00
		500 x 330	50 x 10	0371 109	79.00
		600 x 400	50 x 10	0371 110	109.00
		750 x 500	60 x 12	0371 111	241.00
	▪	1000 x 660	70 x 15	0371 112	413.00
Stainless steel					
		75 x 50	15 x 5	0371 202	8.70
		100 x 70	20 x 5	0371 203	10.50
		150 x 100	25 x 5	0371 204	14.80
		200 x 130	30 x 6	0371 205	20.50
		250 x 165	35 x 7	0371 206	29.80
		300 x 200	40 x 8	0371 207	36.40
		400 x 265	45 x 10	0371 208	120.00
		500 x 330	50 x 10	0371 209	150.00
		600 x 400	50 x 10	0371 210	248.00
		750 x 500	60 x 12	0371 211	455.00
	▪	1000 x 660	70 x 15	0371 212	734.00

Marked ▪ = excess length/excess weight Marked ▪ = includes a F.O.C. calibration certificate, traceable to national standards

0372 Squares with base accuracy grade 2

DIN 875

Specification

- Special steel
- DIN 875
- Accuracy grade 2
- For angle testing in factory and metal construction

Shipment

- Cardboard box
- From blade length 1500 mm in a transportation box

		Blade length mm	Cross section mm	Ref. No.	List price Euro
		75 x 50	15 x 5	0372 102	7.30
		100 x 70	20 x 5	0372 103	8.20
		150 x 100	25 x 5	0372 104	10.70
		200 x 130	30 x 6	0372 105	13.70
		250 x 165	35 x 7	0372 106	18.60
		300 x 175	35 x 7	0372 107	23.40
		400 x 200	35 x 7	0372 108	39.30
		500 x 250	40 x 8	0372 109	52.00
		600 x 300	40 x 8	0372 110	70.00
		750 x 375	45 x 10	0372 111	89.00
		1000 x 500	50 x 10	0372 112	122.00
	▪	1500 x 750	60 x 12	0372 113	438.00
	▪	2000 x 1000	60 x 12	0372 114	705.00

0373 Squares without base accuracy grade 2

DIN 875

Specification

- Special steel
- DIN 875
- Accuracy grade 2
- For angle testing in factory and metal construction

Shipment

- Cardboard box
- From blade length 1500 mm in a transportation box

		Blade length mm	Cross section mm	Ref. No.	List price Euro
		75 x 50	15 x 5	0373 102	5.20
		100 x 70	20 x 5	0373 103	6.00
		150 x 100	25 x 5	0373 104	8.20
		200 x 130	30 x 6	0373 105	9.90
		250 x 165	35 x 7	0373 106	13.70
		300 x 175	35 x 7	0373 107	17.50
		400 x 200	35 x 7	0373 108	26.40
		500 x 250	40 x 8	0373 109	38.60
		600 x 300	40 x 8	0373 110	52.00
		750 x 375	45 x 10	0373 111	69.00
		1000 x 500	50 x 10	0373 112	101.00
	▪	1500 x 750	60 x 12	0373 113	336.00
	▪	2000 x 1000	60 x 12	0373 114	620.00

0374 Steel squares with base

Specification

- Special steel, zinc coated
- Factory standard
- Simple design for angle tests in steel and metal construction

Shipment

- Cardboard box
- From blade length 1500 mm in a transportation box

		Blade length mm	Cross section mm	Ref. No.	List price Euro
		100 x 70	20 x 5	0374 404	5.90
		150 x 100	20 x 5	0374 408	6.70
		200 x 130	20 x 5	0374 410	8.10
		250 x 160	25 x 5	0374 412	9.90
		300 x 180	25 x 5	0374 414	11.90
		400 x 230	30 x 5	0374 416	15.00
		500 x 280	30 x 5	0374 418	20.00
		600 x 330	30 x 5	0374 420	27.00
		750 x 375	30 x 5	0374 424	32.00
		1000 x 500	30 x 5	0374 428	49.00
	▪	1500 x 750	40 x 5	0374 430*	170.00
	▪	2000 x 1000	40 x 5	0374 432*	250.00

*polished

0375 Steel squares without base

Specification

- Special steel, zinc coated
- Factory standard
- Simple design for angle tests in steel and metal construction

Shipment

- Cardboard box
- From blade length 1500 mm in a transportation box

		Blade length mm	Cross section mm	Ref. No.	List price Euro
		100 x 70	20 x 5	0375 404	4.70
		150 x 100	20 x 5	0375 408	4.90
		200 x 130	20 x 5	0375 410	5.30
		250 x 160	25 x 5	0375 412	6.40
		300 x 180	25 x 5	0375 414	7.00
		400 x 230	30 x 5	0375 416	9.60
		500 x 280	30 x 5	0375 418	10.60
		600 x 330	30 x 5	0375 420	13.00
		750 x 375	30 x 5	0375 424	15.50
		1000 x 500	30 x 5	0375 428	20.00
	▪	1500 x 750	40 x 5	0375 430*	80.00
	▪	2000 x 1000	40 x 5	0375 432*	120.00

*polished

Marked ▪ = excess length/excess weight Marked ▪ = includes a F.O.C. calibration certificate, traceable to national standards

0376 Squares with hard and slim blade, accuracy grade 1



DIN 875

Specification

- Special steel
- DIN 875
- Accuracy grade 1
- For angle testing in production and factory

Shipment

- Cardboard box

		Blade length mm	Hard blade mm	Slim blade mm	Ref. No.	List price Euro
		75 x 50	14 x 10	14 x 2	0376 102	11.40
		100 x 70	16 x 10	16 x 3	0376 103	12.10
		150 x 100	20 x 12	22 x 3	0376 104	15.20
		200 x 130	24 x 14	24 x 3	0376 105	25.00

0376 Squares with hard and slim blade, accuracy grade 2



DIN 875

Specification

- Special steel
- DIN 875
- Accuracy grade 2
- For angle tests in the workshop and metal construction

Shipment

- Cardboard box

		Blade length mm	Hard blade mm	Slim blade mm	Ref. No.	List price Euro
		75 x 50	14 x 10	14 x 2	0376 112	10.60
		100 x 70	16 x 10	18 x 2	0376 113	11.30
		150 x 100	20 x 12	22 x 3	0376 114	13.70
		200 x 130	24 x 14	24 x 3	0376 115	19.20
		250 x 160	28 x 16	28 x 3	0376 116	23.70
		300 x 175	32 x 18	30 x 3	0376 117	28.20

0390 Squares with hard and slim blade, hardened, accuracy grade 0

DIN 875

Specification

- DIN 875
- Accuracy grade 0
- For exact angle testing (for example: tool making)

Shipment

- Cardboard box

		Blade length mm	Hard blade mm	Slim blade mm	Ref. No.	List price Euro
Special steel						
		50 x 40	14 x 10	16 x 2	0390 102	33.40
		75 x 50	14 x 10	18 x 2	0390 103	33.40
		100 x 70	16 x 10	18 x 2	0390 104	38.70
		150 x 100	20 x 12	22 x 3	0390 105	49.40
		200 x 130	24 x 14	26 x 3	0390 106	66.00
		300 x 200	30 x 18	32 x 3	0390 108	112.00
Stainless steel						
		50 x 40	14 x 10	16 x 2	0390 202	44.30
		75 x 50	14 x 10	18 x 2	0390 203	50.00
		100 x 70	16 x 10	18 x 2	0390 204	64.00
		150 x 100	20 x 12	22 x 3	0390 205	82.00
		200 x 130	24 x 14	26 x 3	0390 206	103.00
		300 x 200	30 x 18	32 x 3	0390 208	158.00

0391 Knife edge squares with hard and slim blade, hardened, accuracy grade 00

DIN 875

Specification

- With knife edge
- DIN 875
- Accuracy grade 00
- For exact flatness testing (for example: in production)

Shipment

- Cardboard box

		Blade length mm	Hard blade mm	Slim blade mm	Ref. No.	List price Euro
Special steel, non-glare knife edge						
		50 x 40	14 x 10	16 x 2	0391 102	52.00
		75 x 50	14 x 10	18 x 2	0391 103	52.00
		100 x 70	16 x 10	18 x 2	0391 104	67.00
		150 x 100	20 x 12	22 x 3	0391 105	85.00
		200 x 130	24 x 14	26 x 3	0391 106	115.00
		300 x 200	30 x 18	32 x 3	0391 108	167.00
Stainless steel						
		50 x 40	14 x 10	16 x 2	0391 202	62.00
		75 x 50	14 x 10	18 x 2	0391 203	69.00
		100 x 70	16 x 10	18 x 2	0391 204	79.00
		150 x 100	20 x 12	22 x 3	0391 205	101.00
		200 x 130	24 x 14	26 x 3	0391 206	129.00
		300 x 200	30 x 18	32 x 3	0391 208	210.00

Marked ▪ = excess length/excess weight Marked ▪ = includes a F.O.C. calibration certificate, traceable to national standards

0388 Knife edge squares, hardened, accuracy grade 00

DIN 875

Specification

- DIN 875
- Accuracy grade 00
- For exact angle and flatness testing (for example: tool making)

Shipment

- Cardboard box

		Blade length mm	Cross section mm	Ref. No.	List price Euro
Special steel, non-glare knife edge					
		50 x 40	14 x 4	0388 102	18.70
		75 x 50	15 x 4	0388 103	22.10
		100 x 70	20 x 5	0388 104	26.50
		150 x 100	25 x 6	0388 105	35.60
		200 x 130	30 x 7	0388 106	50.00
		300 x 200	40 x 8	0388 108	87.00
Stainless steel					
		50 x 40	14 x 4	0388 202	22.10
		75 x 50	15 x 4	0388 203	26.10
		100 x 70	20 x 5	0388 204	31.40
		150 x 100	25 x 6	0388 205	40.50
		200 x 130	30 x 7	0388 206	60.00
		300 x 200	40 x 8	0388 208	131.00
		500 x 330	40 x 10	0388 210	625.00

0394 Pattern maker angle, adjustable

Specification

- Reading parts are satin chrome finished
- Sliding knife edge 7 x 7 x 60 mm
- Handle 40 x 23 x 9 mm
- For tests at short grooves through the sliding straight edge

Shipment

- Wooden case

		Ref. No.	List price Euro
		0394 110	79.00

0394 Pattern maker angle, adjustable, hardened

Specification

- Satin chrome finished reading parts
- Sliding knife edge rule: 7 x 7 x 100 mm,
- Angle adjustable up to ± 5°
- Handle 35 x 13 x 60 mm
- For testing on short edges and grooves through the sliding knife edge

Shipment

- Wooden case

		Ref. No.	List price Euro
		0394 101	195.00

Replacement rule

	Ref. No.	List price Euro
Replacement rule for 0394	0394 104	35.40

Marked ▪ = excess length/excess weight Marked ▪ = includes a F.O.C. calibration certificate, traceable to national standards

0387 Knife edge squares, hardened, accuracy grade 00

Specification

- Stainless steel
- DIN 875
- Accuracy grade 00
- Angle 90°
- Knife edge on the inside

Shipment

- Cardboard box

DIN 875

		Blade length mm	Hard blade mm	Knife edge blade mm	Ref. No.	List price Euro
		25 x 20	6 x 3.5	5 x 3.5	0387 200	16.60
		40 x 28	8 x 3.5	5 x 3.5	0387 201	16.60

0387 Inspection square set

Set consists of:

- Knife edge squares 0387 200 and 0387 201
- Wooden case

	Ref. No.	List price Euro
Inspection square set	0387 204	38.70

0397 5 piece inspection set

Set consists of:

- Knife edge square, stainless steel 75 x 50 mm
- Knife edge square, stainless steel 40 x 28 mm
- Knife edge square, stainless steel 25 x 20 mm
- Knife edge rule, special steel 100 mm
- Gauge block scriber, 60 x 9 x 9 mm

Shipment

- Wooden case

		Ref. No.	List price Euro
		0397 101	170.00

5

0395 Mitre squares 135°

Specification

- Special steel
- Factory standard

Shipment

- Cardboard box

		Blade length mm	Cross section mm	Ref. No.	List price Euro
With base					
		120 x 80	20 x 5	0395 142	17.60
		150 x 100	20 x 5	0395 143	19.90
		200 x 130	25 x 5	0395 144	26.10
Flat, without base					
		50 x 50	15 x 5	0395 136	8.00
		75 x 75	18 x 5	0395 137	10.20
		100 x 100	20 x 5	0395 138	12.30
		120 x 80	20 x 5	0395 146	13.00
		150 x 100	20 x 5	0395 147	17.60
		200 x 130	25 x 5	0395 148	23.90

0395 Mitre squares 120°

Specification

- Special steel
- Factory standard

Shipment

- Cardboard box

		Blade length mm	Cross section mm	Ref. No.	List price Euro
Flat, without base					
		50 x 50	15 x 5	0395 132	8.00
		75 x 75	18 x 5	0395 133	10.20
		100 x 100	20 x 5	0395 134	12.30

Marked ▪ = excess length/excess weight Marked ▪ = includes a F.O.C. calibration certificate, traceable to national standards

0395 Acute angle squares 60°

Specification

- Special steel
- Factory standard

Shipment

- Cardboard box

		Blade length mm	Cross section mm	Ref. No.	List price Euro
With base					
		120 x 80	20 x 5	0395 122	24.40
		150 x 100	20 x 5	0395 123	28.00
		200 x 130	25 x 5	0395 124	37.50
Flat, without base					
		120 x 80	20 x 5	0395 126	17.50
		150 x 100	20 x 5	0395 127	19.50
		200 x 130	25 x 5	0395 128	27.50

0395 Acute angle squares 45°

Specification

- Special steel
- Factory standard

Shipment

- Cardboard box

		Blade length mm	Cross section mm	Ref. No.	List price Euro
With base					
		120 x 80	20 x 5	0395 102	25.90
		150 x 100	20 x 5	0395 103	28.70
		200 x 130	25 x 5	0395 104	38.70
Flat, without base					
		120 x 80	20 x 5	0395 106	18.20
		150 x 100	20 x 5	0395 107	19.90
		200 x 130	25 x 5	0395 108	28.70

0380 Centre squares



Specification

- Special steel
- Factory standard
- With mm graduated scale
- Scale has a satin chrome finish
- For marking the centre of cylindrical workpieces, for example spindless, slices

Shipment

- Cardboard box

		Bar x Blade length mm	For shafts up to diameter	Ref. No.	List price Euro
Special steel, chrome finished					
		100 x 70	90	0380 103	28.70
		150 x 130	190	0380 104	33.90
		200 x 150	220	0380 105	42.10
		250 x 160	230	0380 106	48.70
		300 x 180	280	0380 107	64.00
Special steel					
		400 x 250	380	0380 108	242.00
		500 x 330	530	0380 109	430.00

0396 Flange squares

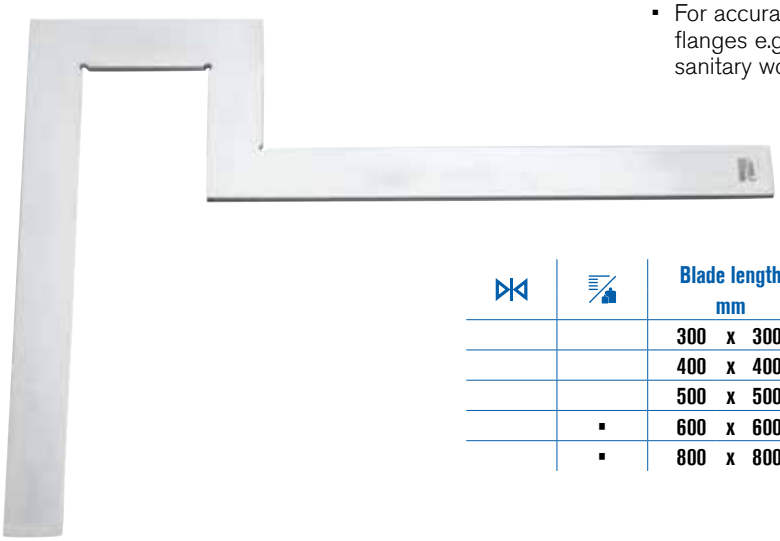

Specification

- Special steel, zinc coated
- Factory standard
- For accurately aligning flanges e.g. in plumbing and sanitary works in pipeline

Shipment

- Cardboard box
- From blade length 600 mm individually packed

		Blade length mm	Cross section mm	Ref. No.	List price Euro
		300 x 300	30 x 5	0396 414	14.20
		400 x 400	30 x 5	0396 416	16.90
		500 x 500	30 x 5	0396 418	20.00
	▪	600 x 600	30 x 5	0396 420	25.00
	▪	800 x 800	30 x 5	0396 426	30.00

Marked ▪ = excess length/excess weight Marked ▪ = includes a F.O.C. calibration certificate, traceable to national standards

0396 Carpenters squares

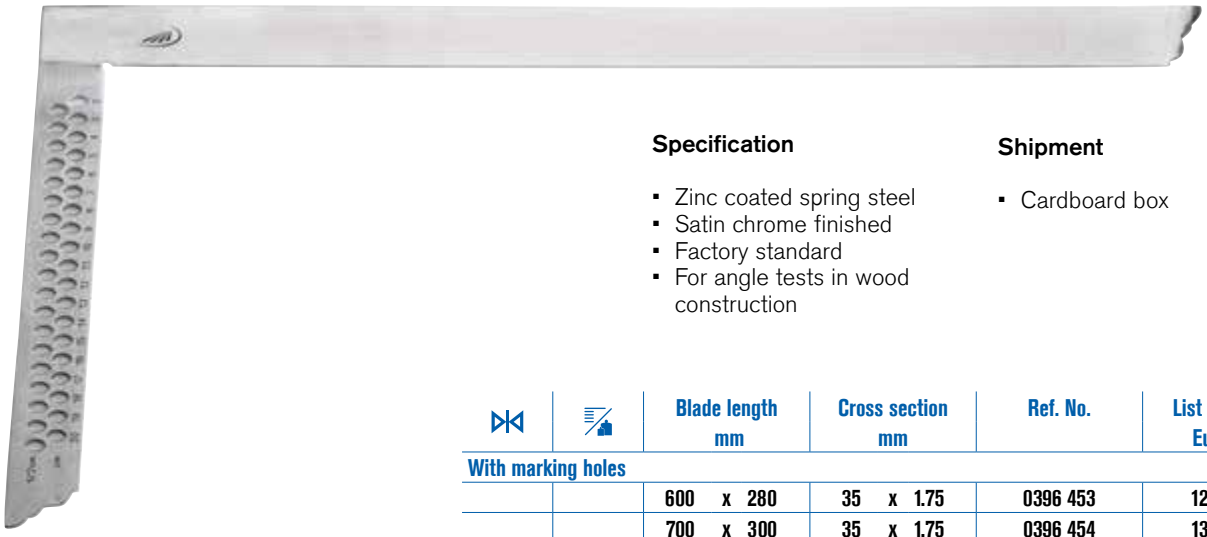

Specification

- Zinc coated spring steel
- Satin chrome finished
- Factory standard
- For angle tests in wood construction

Shipment

- Cardboard box

		Blade length mm	Cross section mm	Ref. No.	List price Euro
With marking holes					
		600 x 280	35 x 1.75	0396 453	12.20
		700 x 300	35 x 1.75	0396 454	13.80
		800 x 320	35 x 1.75	0396 455	15.30
		1000 x 380	35 x 1.75	0396 456	18.80
Without marking holes					
		600 x 280	35 x 1.75	0396 443	9.70
		700 x 300	35 x 1.75	0396 444	11.50
		800 x 320	35 x 1.75	0396 445	12.40
		1000 x 380	35 x 1.75	0396 446	16.00

0396 Alpha squares with marking holes

Specification

- Stainless steel
- Long blade with mm graduation, short blade used as adjustable protractor
- For marking and production of wood joints 0°-90°

Shipment

- Cardboard box

		Blade length mm	Cross section mm	Ref. No.	List price Euro
		430 x 795	35	0396 290	89.00

0396 Joiner squares with mitre



Specification

- Aluminium
- mm graduation

Shipment

- Cardboard box

		Blade length mm	Slim blade mm	Hard blade mm	Ref. No.	List price Euro
		250 x 148	50 x 5	40 x 14	0396 982	11.00
		300 x 164	50 x 5	40 x 14	0396 983	13.00
		400 x 195	50 x 5	40 x 14	0396 984	15.50

0396 Adjustable squares

Specification

- Special steel, zinc coated
- Satin chrome finished
- Screw hinge
- For transferring, marking and setting of individual angles

Shipment

- Cardboard box

		Blade length mm	Cross section mm	Ref. No.	List price Euro
		200	20 x 5	0396 432	9.00
		250	20 x 5	0396 433	11.20
		300	20 x 5	0396 434	13.70
		400	20 x 5	0396 435	17.50
		500	20 x 5	0396 436	19.50

Marked ▪ = excess length/excess weight Marked ▪ = includes a F.O.C. calibration certificate, traceable to national standards

0003 Wooden cases for squares

		Blade length mm	Dimensions mm	Ref. No.	List price Euro
For squares with base					
		50 x 40	55 x 45 x 22	0003 280	3.90
		75 x 50	80 x 55 x 22	0003 281	4.30
		100 x 70	105 x 75 x 22	0003 282	4.50
		150 x 100	160 x 105 x 27	0003 284	6.30
		200 x 130	210 x 135 x 34	0003 286	8.30
		250 x 165	260 x 170 x 38	0003 288	17.80
		300 x 200	312 x 205 x 42	0003 290	17.80
		400 x 265	412 x 270 x 48	0003 292	34.00
		500 x 330	512 x 335 x 54	0003 294	38.30
For flat type squares					
		50 x 40	55 x 45 x 22	0003 280	3.90
		75 x 50	80 x 55 x 22	0003 281	4.30
		100 x 70	105 x 75 x 22	0003 282	4.50
		150 x 100	160 x 105 x 22	0003 283	5.70
		200 x 130	210 x 135 x 27	0003 285	7.10
		250 x 165	260 x 170 x 27	0003 287	7.90
		300 x 200	312 x 205 x 27	0003 289	10.70
		400 x 265	412 x 270 x 27	0003 291	30.80
		500 x 330	512 x 335 x 27	0003 293	34.30

0410 Protractors

Specification

- With rivetted hinge
- Special steel, satin chrome finished
- Factory standard
- 0 - 180°

Shipment

- Cardboard box

		Graduated arc dia. mm	Pointer arm mm	Ref. No.	List price Euro
		80	120	0410 301	23.00
		120	150	0410 302	29.00
		150	200	0410 303	33.00
		200	300	0410 304	49.00

0411 Protractors

Specification

- Locking screw
- High precision, laser graduated degree scale
- Factory standard
- 0 - 180°

Shipment

- Cardboard box

		Graduated arc dia. mm	Pointer arm mm	Ref. No.	List price Euro
Special steel					
		80	120	0411 101	20.90
		120	150	0411 102	26.10
		150	200	0411 103	32.70
		200	300	0411 104	43.30
		300	500	0411 105	65.00
		300	600	0411 106	76.00
		300	800	0411 107	100.00
		400	600	0411 108	129.00
		400	800	0411 109	137.00
		400	1000	0411 110	142.00
Special steel, satin chrome finished graduated arc					
		80	120	0411 301	23.20
		120	150	0411 302	29.80
		150	200	0411 303	33.20
		200	300	0411 304	47.60
		300	500	0411 305	95.00
		300	600	0411 306	120.00
		300	800	0411 307	130.00
		400	600	0411 308	136.00
		400	800	0411 309	143.00
		400	1000	0411 310	176.00

Marked ▪ = excess length/excess weight Marked ▪ = includes a F.O.C. calibration certificate, traceable to national standards

0412 Protractors

Specification

- Locking screw
- Stainless steel
- Factory standard
- 0 - 180°
- High precision, laser graduated degree scale

Shipment

- Cardboard box

		Graduated arc dia. mm	Pointer arm mm	Ref. No.	List price Euro
		80	120	0412 201	32.70
		120	150	0412 202	35.40
		150	200	0412 203	36.40
		200	300	0412 204	51.00

0413 Protractors

0413 301

0413 302

Specification

- Locking screw
- Special steel
- Factory standard
- 0 - 180°
- High precision, laser graduated degree scale
- Graduated in opposite directions
- Satin chrome finished

Shipment

- Cardboard box

		Dimensions mm	Pointer arm mm	Ref. No.	List price Euro
Semicircular head					
		Ø 85	150	0413 301	22.00
Rectangular head					
		85 x 50	150	0413 302	15.40

0415 Bevel protractors

Specification

- Locking screw
- Special steel, pointer arm is satin chrome finished
- Factory standard
- Adjustable stop bar 10° - 170°
- High precision, laser graduated degree scale

Shipment

- Cardboard box

		Graduated arc dia. mm	Pointer arm mm	Ref. No.	List price Euro
		100	150	0415 301	60.00
		150	300	0415 302	93.00
		200	400	0415 303	126.00
		250	500	0415 304	173.00
		300	600	0415 305	196.00

0416 Bevel protractors with double stop rail

Specification

- Locking screw
- Special steel, pointer arm is satin chrome finished
- Factory standard
- Adjustable stop bar 10° - 170°
- High precision, laser graduated degree scale
- Two-way adjustable stop bar

Shipment

- Cardboard box

		Graduated arc dia. mm	Pointer arm mm	Ref. No.	List price Euro
		100	150	0416 301	120.00
		150	300	0416 302	157.00
		200	400	0416 303	203.00
		250	500	0416 304	336.00
		300	600	0416 305	390.00

Marked ▪ = excess length/excess weight Marked ▪ = includes a F.O.C. calibration certificate, traceable to national standards

0422 Universal bevel protractors with magnifying lense

Specification

- Locking screw
- Stainless steel
- Factory standard
- Fine adjustment screw
- Parallax-free reading
- Reading parts are satin chrome finished
- Vernier scale reading 5 minutes
- Hardened beam

Shipment

- Wooden case

		Segment	Blade mm	Ref. No.	List price Euro
		4 x 90°	150	0422 501	125.00
		4 x 90°	200	0422 502	135.00
		4 x 90°	300	0422 503	140.00
		4 x 90°	500	0422 504	145.00

0425 DIGI-MET® Universal bevel protractors

OPTO

Specification

- Clamping unit
- Stainless steel
- Factory standard

Electronic functions

- ON/OFF switch
- Zero setting at any position
- Reversible measuring range:
  - 1 x 360°
  - 2 x 180°
  - 4 x 90°
- Reversible indication
  - degree and minutes
  - decimal degree
- Data output:
  Opto RS 232

Shipment

- Wooden case

		Blade mm	Reading	Ref. No.	List price Euro
		150	0.01° or 1'	0425 701	985.00
		200	0.01° or 1'	0425 702	990.00
		300	0.01° or 1'	0425 703	995.00

Accessories	Ref. No.	List price Euro
Battery, 3V-Lithium, CR 2032	0220 704	3.60
Cable for Opto to RS 232	0996 701	71.00
Cable for Opto to USB	0996 705	136.00

Replacement blades for 0422 / 0425

		Blade mm	Ref. No.	List price Euro
		150	0425 211	26.50
		200	0425 212	29.80
		300	0425 213	33.40
		500	0425 214	47.10

0420 Universal bevel protractors

Specification

- Locking screw
- Stainless steel
- Factory standard
- Vernier scale reading 5 minutes'

Shipment

- Cardboard box

		Segment	Blade mm	Ref. No.	List price Euro
		4 x 90°	150	0420 201	52.00
		4 x 90°	200	0420 202	56.00
		4 x 90°	300	0420 203	60.00

0420 121

0420 124

0420 206

0420 122

Accessories	Ref. No.	List price Euro
Magnifying lense	0420 121	15.00
Angle stop	0420 122	58.00
Prismatic base	0420 124	67.00
Replacement blade 150 mm	0420 206	17.00
Replacement blade 200 mm	0420 207	17.80
Replacement blade 300 mm	0420 208	18.00

Marked ▪ = excess length/excess weight Marked ▪ = includes a F.O.C. calibration certificate, traceable to national standards

0417 Protractor "Pernumeter"

Specification

- Made from plastic
- Vernier reading
- mm and 3 1/2" graduation
- Locking screw

Shipment

- Case

		Segment	Reading	Dia. of index circle mm	Length of bases mm	Ref. No.	List price Euro
		2 x90° / 2 x 0-150%	1/4°	85	100 x 100	0417 608	115.00

SERVICE IS A MATTER OF COURSE **FOR US**

Working hand-in-hand is essential for us, not only because it is almost a pre-condition for portable measuring devices, but because customer focus has always been our top priority. This begins with demand-oriented production, ranging over the wide and extensive programme, right through to our own calibration laboratory. Whether repairs, advice, high availability or online presence - we want our customers to be completely happy with all that we offer.

This works so well because we focus on what we do best. And if more is required of us, we try to make it possible. Because exceptions like this show what is the rule at HELIOS-PREISSER: first-class quality in our products as well as in our service.



6. CHAPTER GAUGES, RULES, INSPECTION EQUIPMENT

214	Graduated rules
218	Rules
221	Knife edge rules
222	Mounting straigth edges
223	Inspection plates made from cast iron
224	Lapping and inspection plate
225	Measuring and inspection plates made from granite
226	Angle normal
227	Sinus rules, prisms
231	Sets of parallel blocks
232	Levels
234	Profile gauges, ISO indicators
237	Twist drill grinding and inspection gauges
238	Grinding / Welding gauges
239	Radius / Chamfer gauge
240	Tapered hole gauges
241	Hole gauges
242	Radius gauges
243	Feeler gauges
244	Comparative surface roughness standards
245	Feeler gauge tapes and precision reference sheets
248	Gauge blocks and accessories
258	Pin gauges
260	Plug gauges
262	Snap gauges
264	Setting rings
265	Thread plug gauges
266	Thread ring gauges

0460 Flexible steel rules

0460 204

0460 222

0460 242

Specification

- Stainless spring band steel
- EC grade II
- Rules with special graduations or other scales are available upon request

		Length mm	Cross section mm	Ref. No.	List price Euro
Scales: mm top and bottom					
		150	13 x 0.5	0460 201	1.00
		200	13 x 0.5	0460 202	1.00
		300	15 x 0.5	0460 204	1.40
		500	20 x 0.5	0460 205	3.90
		1000	20 x 0.5	0460 206	8.50
		300	30 x 1.0	0460 207	3.00
		500	30 x 1.0	0460 208	7.10
		1000	30 x 1.0	0460 209	14.80
		1500	30 x 1.0	0460 210	23.90
		2000	30 x 1.0	0460 211	28.70
		3000	30 x 1.0	0460 212	66.00
	▪	3000	30 x 2.0	0460 213	103.00
Scales: 1/2 mm top. mm bottom					
		150	13 x 0.5	0460 221	1.00
		200	13 x 0.5	0460 222	1.00
		250	15 x 0.5	0460 223	1.40
		300	15 x 0.5	0460 224	1.40
		500	20 x 0.5	0460 225	3.90
		1000	20 x 0.5	0460 226	8.50
		300	30 x 1.0	0460 227	3.00
		500	30 x 1.0	0460 228	7.10
		1000	30 x 1.0	0460 229	14.80
		1500	30 x 1.0	0460 230	23.90
		2000	30 x 1.0	0460 231	28.70
		3000	30 x 1.0	0460 232	66.00
	▪	3000	30 x 2.0	0460 233	103.00
Scales: 1/16". 1/32". 1/64" top; 1/2 mm. 1/1 mm bottom					
		150	13 x 0.5	0460 241	1.00
		200	13 x 0.5	0460 242	1.00
		250	15 x 0.5	0460 243	1.40
		300	15 x 0.5	0460 244	1.40
		500	20 x 0.5	0460 245	3.90
		1000	20 x 0.5	0460 246	8.50
		300	30 x 1.0	0460 247	3.00
		500	30 x 1.0	0460 248	7.10
		1000	30 x 1.0	0460 249	14.80
		1500	30 x 1.0	0460 250	23.90
		2000	30 x 1.0	0460 251	28.70
		3000	30 x 1.0	0460 252	66.00
	▪	3000	30 x 2.0	0460 253	103.00

Marked ▪ = excess length/excess weight Marked ▪ = includes a F.O.C. calibration certificate, traceable to national standards

0460 Flexible steel rules, satin chrome

0460 502

0460 522

Specification

- Stainless spring band steel
- Scales satin chrome finished
- EC grade II

		Length mm	Cross section mm	Ref. No.	List price Euro
Scales: mm top and bottom					
		150	13 x 0.5	0460 501	2.50
		200	13 x 0.5	0460 502	3.90
		300	15 x 0.5	0460 504	4.50
		500	20 x 0.5	0460 505	9.90
		1000	20 x 0.5	0460 506	20.10
		300	30 x 1.0	0460 507	5.20
		500	30 x 1.0	0460 508	10.90
		1000	30 x 1.0	0460 509	22.70
	▪	1500	35 x 1.3	0460 510	66.00
	▪	2000	35 x 1.3	0460 511	104.00
	▪	3000	35 x 1.3	0460 512	218.00
Scales: 1/2 mm top and mm bottom					
		150	13 x 0.5	0460 521	2.50
		200	13 x 0.5	0460 522	3.90
		300	15 x 0.5	0460 524	4.50
		500	20 x 0.5	0460 525	9.90
		1000	20 x 0.5	0460 526	20.10
		300	30 x 1.0	0460 527	5.20
		500	30 x 1.0	0460 528	10.90
		1000	30 x 1.0	0460 529	22.70

0453 Aluminium straight edges, anodized



Specification

- Bevelled edge
- Non-glare mm graduation
- Factory standard

		Length mm	Cross section mm	Ref. No.	List price Euro
		300	50 x 5	0453 422	8.20
		600	50 x 5	0453 430	12.20
		1000	50 x 5	0453 434	18.00

0458 Steel scale tapes for circumference and diameter

from 0458 104

0458 102, 0458 103

		For circumference mm	For diameter mm	Ref. No.	List price Euro
Spring band steel					
		60 - 950	20 - 300	0458 102	35.40
		940 - 2200	300 - 700	0458 103	42.30
		2190 - 3460	700 - 1100	0458 104	55.00
		3450 - 4720	1100 - 1500	0458 105	65.00
		4710 - 5980	1500 - 1900	0458 106	79.00
		5960 - 7230	1900 - 2300	0458 107	90.00
		7220 - 8500	2300 - 2700	0458 108	223.00
		8480 - 9760	2700 - 3100	0458 109	240.00
		9730 - 11010	3100 - 3500	0458 110	278.00
		11000 - 12260	3500 - 3900	0458 111	433.00
		12250 - 13500	3900 - 4300	0458 112	446.00
		13500 - 14760	4300 - 4700	0458 113	450.00
		14760 - 16020	4700 - 5100	0458 114	456.00
		16020 - 17270	5100 - 5500	0458 115	467.00
		17270 - 18520	5500 - 5900	0458 116	478.00
		18350 - 19780	5900 - 6300	0458 117	613.00
Stainless spring band steel					
		60 - 950	20 - 300	0458 202	63.00
		940 - 2200	300 - 700	0458 203	80.00
		2190 - 3460	700 - 1100	0458 204	97.00
		3450 - 4720	1100 - 1500	0458 205	128.00
		4710 - 5980	1500 - 1900	0458 206	155.00
		5960 - 7230	1900 - 2300	0458 207	181.00

Specification

- Factory standard
- Vernier 0.1 mm
- Main scale graduation 1 mm

Shipment

- Cardboard box

0458 Interior circumference tapes

		For circumference mm	For diameter mm	Ref. No.	List price Euro
		720 - 1550	230 - 490	0458 252	265.00
		940 - 2200	300 - 700	0458 253	277.00
		2190 - 3620	700 - 1100	0458 254	296.00
		3450 - 4720	1100 - 1500	0458 255	340.00
		4710 - 5980	1500 - 1900	0458 256	370.00
		5970 - 7230	1900 - 2300	0458 257	439.00
		7220 - 8500	2300 - 2700	0458 258	510.00
Expanding collet for interior circumference tapes					
			For all sizes	0458 291	398.00

Specification

- To measure the internal circumference and the mean diameter of a round, oval or a continuous polygon bore
- Main scale graduation 1 mm
- Vernier 0.1 mm
- Laser graduation
- Stainless spring band steel
- The tape is attached through an expanding collet

Shipment

- Cardboard box

Marked ▪ = excess length/excess weight Marked ▪ = includes a F.O.C. calibration certificate, traceable to national standards

0451 Graduated straight rules acc. to DIN 866, type A

DIN 866-A



Specification

- 10 mm protective ends
- mm graduated scale

Shipment

- Cardboard box
- From 2000 mm in transportation box

		Length mm	Cross section mm	Ref. No.	List price Euro
Special steel					
		500	30 x 6	0451 101	23.90
		1000	40 x 8	0451 102	55.00
	▪	1500	40 x 8	0451 103	98.00
	▪	2000	50 x 10	0451 104	136.00
	▪	3000	50 x 10	0451 105	281.00
	▪	4000	60 x 12	0451 106	510.00
Stainless steel					
		500	30 x 6	0451 201	42.30
		1000	40 x 8	0451 202	97.00
	▪	1500	40 x 8	0451 203	144.00
	▪	2000	50 x 10	0451 204	253.00
	▪	3000	50 x 10	0451 205	510.00
	▪	4000	60 x 12	0451 206	922.00

0452 Graduated straight rules acc. to DIN 866, type B

DIN 866-B



Specification

- Graduated scale begins directly on the end of rule, the other end has a 10 mm protective end

Shipment

- Cardboard box
- From 2000 mm in transportation box

		Length mm	Cross section mm	Ref. No.	List price Euro
Special steel					
		500	25 x 5	0452 101	16.00
		1000	30 x 6	0452 103	32.00
	▪	1500	30 x 6	0452 104	47.00
	▪	2000	40 x 8	0452 105	76.00
	▪	2500	40 x 8	0452 106	139.00
	▪	3000	40 x 8	0452 107	153.00
	▪	4000	50 x 10	0452 108	293.00
	▪	5000	60 x 12	0452 109	526.00
Stainless steel					
		500	25 x 5	0452 201	25.00
		1000	30 x 6	0452 203	55.00
	▪	1500	30 x 6	0452 204	93.00
	▪	2000	40 x 8	0452 205	148.00
	▪	2500	40 x 8	0452 206	283.00
	▪	3000	40 x 8	0452 207	294.00
	▪	4000	50 x 10	0452 208	528.00
	▪	5000	60 x 12	0452 209	1,007.00

0455 Straight edges with bevelled edge, mm graduation

Specification

- Special steel
- Satin chome finished
- Factory standard
- Graduated scale begins directly on the end of rule, the other end has a 10 mm protective end

		Length mm	Cross section mm	Ref. No.	List price Euro
		400	40 x 5	0455 424	16.00
		500	40 x 5	0455 428	19.90
	▪	1000	40 x 5	0455 434	37.80
	▪	1500	40 x 5	0455 438	67.00
	▪	2000	40 x 5	0455 440	99.00
	▪	3000	50 x 8	0455 444	209.00

Shipment

- Cardboard box
- From 2000 mm in transportation box

0454 Straight edges, with bevelled edge

Specification

- Special steel
- Satin chome finished
- Factory standard

		Length mm	Cross section mm	Ref. No.	List price Euro
		400	40 x 5	0454 424	8.70
		500	40 x 5	0454 428	10.80
	▪	1000	40 x 5	0454 434	21.50
	▪	1500	40 x 5	0454 438	39.00
	▪	2000	40 x 5	0454 440	59.00
	▪	3000	50 x 8	0454 444	156.00

Shipment

- Cardboard box
- From 2000 mm in transportation box

Marked ▪ = excess length/excess weight Marked ▪ = includes a F.O.C. calibration certificate, traceable to national standards

0464 – 0466 Steel rules made of special steel

DIN 874

rectangular cross section

I shaped cross section, 2 hand slots

Specification

- Special steel
- DIN 874 Sheet 1

Shipment

- Cardboard box
- From 2000 mm in transportation box

		Length mm	Cross section mm	Ref. No.	List price Euro
Accuracy grade 0					
Special steel, rectangular cross section					
		500	50 x 10	0464 101	61.00
		750	50 x 10	0464 102	87.00
		1000	60 x 12	0464 103	136.00
	▪	1500	70 x 15	0464 104	229.00
Special steel, I shaped cross section, 2 hand slots					
	▪	2000	80 x 15	0464 105	411.00
	▪	2500	100 x 16	0464 106	699.00
	▪	3000	120 x 18	0464 107	1,072.00
	▪	4000	140 x 20	0464 108	1,843.00
	▪	5000	140 x 20	0464 109	2,291.00
Accuracy grade 1					
Special steel, rectangular cross section					
		500	40 x 8	0465 101	29.80
		750	50 x 10	0465 102	49.40
		1000	50 x 10	0465 103	66.00
	▪	1500	60 x 12	0465 104	122.00
Special steel, I shaped cross section, 2 hand slots					
	▪	2000	70 x 15	0465 105	247.00
	▪	2500	80 x 15	0465 106	464.00
	▪	3000	100 x 16	0465 107	796.00
	▪	4000	120 x 18	0465 108	1,287.00
	▪	5000	140 x 20	0465 109	2,230.00
Accuracy grade 2					
Special steel, rectangular cross section					
		500	30 x 6	0466 101	20.50
		750	40 x 8	0466 102	36.00
		1000	40 x 8	0466 103	41.00
	▪	1500	50 x 10	0466 104	79.00
	▪	2000	60 x 12	0466 105	107.00
	▪	2500	70 x 15	0466 106	237.00
	▪	3000	80 x 15	0466 107	370.00
Special steel, I shaped cross section, 2 hand slots					
	▪	4000	100 x 16	0466 108	879.00
	▪	5000	120 x 18	0466 109	1,323.00

0464 – 0466 Steel rules made of stainless steel

DIN 874

rectangular cross section

I shaped cross section, 2 hand slots

Specification

- DIN 874 Sheet 1
- Stainless steel

		Length mm	Cross section mm	Ref. No.	List price Euro
Accuracy grade 0					
Stainless steel, rectangular cross section					
		500	50 x 10	0464 201	96.00
		750	50 x 10	0464 202	131.00
		1000	60 x 12	0464 203	247.00
	▪	1500	70 x 15	0464 204	411.00
Stainless steel, I shaped cross section, 2 hand slots					
	▪	2000	80 x 15	0464 205	760.00
	▪	2500	100 x 16	0464 206	1,323.00
	▪	3000	120 x 18	0464 207	2,341.00
	▪	4000	140 x 20	0464 208	4,175.00
	▪	5000	140 x 20	0464 209	5,279.00
Accuracy grade 1					
Stainless steel, rectangular cross section					
		500	40 x 8	0465 201	55.00
		750	50 x 10	0465 202	84.00
		1000	50 x 10	0465 203	151.00
	▪	1500	60 x 12	0465 204	237.00
Stainless steel, I shaped cross section, 2 hand slots					
	▪	2000	70 x 15	0465 205	558.00
	▪	2500	80 x 15	0465 206	850.00
	▪	3000	100 x 16	0465 207	1,637.00
	▪	4000	120 x 18	0465 208	2,411.00
	▪	5000	140 x 20	0465 209	4,421.00
Accuracy grade 2					
Stainless steel, rectangular cross section					
		500	30 x 6	0466 201	35.40
		750	40 x 8	0466 202	62.00
		1000	40 x 8	0466 203	90.00
	▪	1500	50 x 10	0466 204	189.00
	▪	2000	60 x 12	0466 205	318.00
	▪	2500	70 x 15	0466 206	528.00
	▪	3000	80 x 15	0466 207	755.00
Stainless steel, I shaped cross section, 2 hand slots					
	▪	4000	100 x 16	0466 208	1,405.00
	▪	5000	120 x 18	0466 209	2,106.00

Marked ▪ = excess length/excess weight Marked ▪ = includes a F.O.C. calibration certificate, traceable to national standards

0512 Knife edge rules

DIN 874

Specification

- DIN 874 Sheet 2, accuracy grade 00
- Thermally insulated
- Pointed tip at one end
- Special steel: glare free and burnished knife edge
- Stainless steel: non glare knife edge

Shipment

- Imitation leather case

		Length mm	Cross section mm	Ref. No.	List price Euro
Special steel, hardened and grinded					
		75	25 x 5	0512 101	9.70
		100	25 x 5	0512 102	10.90
		125	25 x 5	0512 103	12.30
		150	25 x 5	0512 104	14.00
		200	29 x 7	0512 105	18.20
		300	29 x 7	0512 106	34.30
		400	33 x 10	0512 107	61.00
		500	33 x 10	0512 108	96.00
Stainless steel, hardened and grinded					
		75	25 x 5	0512 201	12.60
		100	25 x 5	0512 202	14.80
		125	25 x 5	0512 203	15.40
		150	25 x 5	0512 204	17.20
		200	29 x 7	0512 205	19.90
		300	29 x 7	0512 206	43.30
		400	33 x 10	0512 207	79.00
		500	33 x 10	0512 208	107.00
		600	45 x 10	0512 209	207.00
		750	60 x 12	0512 210	420.00
		1000	60 x 12	0512 211	550.00

0512 Wooden cases for knife edge rules

		Length mm	Ref. No.	List price Euro
		75	0512 601	5.00
		100	0512 602	5.00
		125	0512 603	5.00
		150	0512 604	6.00
		200	0512 605	7.00
		300	0512 606	8.00
		400	0512 607	10.00
		500	0512 608	15.00
		600	0512 609	15.00
		750	0512 610	30.00
		1000	0512 611	35.00

0467 Mounting straight edges

DIN 874



Specification

- DIN 874 Sheet 1
- Special steel

		Length mm	Cross section mm	Ref. No.	List price Euro
Accuracy grade 0					
		1000	160 x 50	0467 011	598.00
	▪	1500	160 x 50	0467 012	855.00
	▪	2000	160 x 50	0467 013	1,113.00
	▪	2500	160 x 50	0467 014	1,433.00
	▪	3000	180 x 60	0467 015	2,398.00
	▪	4000	180 x 60	0467 016	3,334.00
	▪	5000	200 x 80	0467 017	5,787.00
Accuracy grade 1					
		1000	100 x 30	0467 111	440.00
	▪	1500	100 x 30	0467 112	593.00
	▪	2000	120 x 40	0467 113	791.00
	▪	2500	120 x 40	0467 114	1,083.00
	▪	3000	140 x 40	0467 115	1,458.00
	▪	4000	140 x 40	0467 116	1,919.00
	▪	5000	140 x 40	0467 117	3,041.00

Marked ▪ = excess length/excess weight Marked ▪ = includes a F.O.C. calibration certificate, traceable to national standards

0478 Inspection plates

DIN 876-2

Specification

- Special cast iron
- Flatness in accordance to DIN 876-2
- Rigid ripped construcion

		Dimensions mm	Ref. No.	List price Euro
Accuracy grade 0, scraped				
		200 x 200	0478 012	159.00
		300 x 300	0478 015	278.00
	▪	400 x 300	0478 016	350.00
	▪	400 x 400	0478 017	453.00
	▪	500 x 400	0478 018	556.00
	▪	500 x 500	0478 019	689.00
	▪	600 x 500	0478 021	864.00
	▪	800 x 500	0478 024	1,235.00
	▪	1000 x 600	0478 027	1,935.00
Accuracy grade 1, finely grinded				
		200 x 200	0478 112	125.00
		300 x 300	0478 115	206.00
	▪	400 x 300	0478 116	278.00
	▪	400 x 400	0478 117	350.00
	▪	500 x 400	0478 118	391.00
	▪	500 x 500	0478 119	504.00
	▪	600 x 500	0478 121	556.00
	▪	800 x 500	0478 124	926.00
	▪	1000 x 600	0478 127	1,646.00

0478 Inspection plates

DIN 876-2



		Dimensions mm	Ref. No.	List price Euro
Accuracy grade 3, grinded				
		200 x 200	0478 312	93.00
		300 x 300	0478 315	149.00
	▪	400 x 300	0478 316	180.00
	▪	400 x 400	0478 317	216.00
	▪	500 x 400	0478 318	278.00
	▪	500 x 500	0478 319	412.00
	▪	600 x 500	0478 321	453.00
	▪	800 x 500	0478 324	648.00
	▪	1000 x 600	0478 327	1,029.00

0478 Base stand for inspection plates

		Dimensions of inspection plates mm	Ref. No.	List price Euro
		400 x 400	0478 907	242.00
		500 x 400	0478 908	242.00
		500 x 500	0478 909	260.00
	▪	600 x 500	0478 911	272.00
	▪	800 x 500	0478 914	306.00
	▪	1000 x 600	0478 917	398.00

0482 Lapping and inspection plate



Specification

- High grade cast iron
- Finely grinded
- One side for lapping reticular grooves,
- One side as inspection plate flat straight trough

Shipment

- Wooden case

		Dimensions mm	Ref. No.	List price Euro
	▪	360 x 260 x 65	0482 101	450.00

Marked ▪ = excess length/excess weight Marked ▪ = includes a F.O.C. calibration certificate, traceable to national standards

0481 Measuring and inspection plates

DIN 876-1

Specification

- Granite
- Flatness in accordance to DIN 876-1
- Acid resistant
- Steel ball inserts

Shipment

- Without base stand (option)

		Dimensions mm	Ref. No.	List price Euro
Accuracy grade 00				
	▪	400 x 400 x 50	0481 023	291.00
	▪	500 x 400 x 90	0481 024	421.00
	▪	600 x 500 x 100	0481 025	632.00
	▪	800 x 600 x 120	0481 028	1,050.00
	▪	1000 x 600 x 140	0481 030	1,199.00
	▪	1200 x 800 x 160	0481 034	1,979.00
Accuracy grade 0				
	▪	400 x 400 x 50	0481 043	247.00
	▪	500 x 400 x 90	0481 044	361.00
	▪	600 x 500 x 100	0481 045	536.00
	▪	800 x 600 x 120	0481 048	900.00
	▪	1000 x 600 x 140	0481 050	1,141.00
	▪	1200 x 800 x 160	0481 054	1,799.00
Accuracy grade 1				
	▪	400 x 400 x 50	0481 103	212.00
	▪	500 x 400 x 90	0481 104	307.00
	▪	600 x 500 x 100	0481 105	468.00
	▪	800 x 600 x 120	0481 108	780.00
	▪	1000 x 600 x 140	0481 110	1,038.00
	▪	1200 x 800 x 160	0481 114	1,651.00

0481 Base stand for surface and inspection plates

		Dimensions for surface plates mm	Ref. No.	List price Euro
		400 x 400	0481 160	326.00
		500 x 400	0481 161	338.00
	▪	600 x 500	0481 162	356.00
	▪	800 x 600	0481 165	380.00
	▪	1000 x 600	0481 167	398.00
	▪	1200 x 800	0481 170	452.00

0481 Cabinet for measuring and inspection plates

Specification

- Frame is made of angled steel and is completely panelled with steel
- Adjustable 3 point bearing fitting
- 2 adjustable screws for stability
- Lockable doors
- Drawers on roller bearings
- Shelves are removable
- Feet are adjustable to compensate for unevenness of the floor

		Specification	For plate sizes mm	Ref. No.	List price Euro
	▪	1 door, 1 shelf	600 x 500	0481 184	1,057.00
	▪	1 door, 1 shelf	800 x 600	0481 186	1,164.00
	▪	2 doors, 1 drawer, 1 shelf	1000 x 600	0481 188	1,208.00
	▪	2 doors, 1 drawer, 1 shelf	1200 x 800	0481 190	1,350.00

0544 Angle normal 90°, triangular

Specification

- Made of black granite
- From 600 x 400 mm with weight reducing holes

		Height mm	Width mm	Angle accuracy mm	Ref. No.	List price Euro
		200 x 150	40	0.002	0544 101	320.00
		300 x 200	50	0.002	0544 102	493.00
		400 x 250	60	0.003	0544 103	682.00
		500 x 300	60	0.003	0544 104	862.00
	▪	600 x 400	70	0.004	0544 105	1,467.00
	▪	800 x 500	90	0.004	0544 106	2,210.00
	▪	1000 x 600	100	0.004	0544 107	4,217.00

Marked ▪ = excess length/excess weight Marked ▪ = includes a F.O.C. calibration certificate, traceable to national standards

0513 Sinus rules

DIN 2273

0513 001

0513 011

Specification

- Special steel, hardened
- DIN 2273

Shipment

- With sinus table
- Cardboard box

		Roller spacing mm	Length tolerance µm	Ref. No.	List price Euro
Without stop type B					
		100	2	0513 001	139.00
		200	4	0513 002	159.00
With stop type A					
		100	2	0513 011	149.00
		200	4	0513 012	175.00

0504 V-blocks (pair)

Specification

- Special cast iron, hardened
- 90° grooves
- Machined in pairs

Shipment

- Packed in pairs
- Cardboard box

		Dimensions mm	For shafts dia. mm	Ref. No.	List price Euro
Grade 0, parallelism tolerance < 0.008 mm, V-grooves and base finely grinded					
		100 x 40 x 30	6 - 40	0504 012	86.00
		150 x 50 x 40	8 - 50	0504 013	134.00
		200 x 70 x 50	8 - 70	0504 014	206.00
Grade 1, parallelism tolerance < 0.016 mm, V-grooves and base grinded					
		100 x 40 x 30	6 - 40	0504 112	61.00
		150 x 50 x 40	8 - 50	0504 113	81.00
		200 x 70 x 50	8 - 70	0504 114	134.00
Grade 3, parallelism tolerance < 0.064 mm, V-grooves and base milled					
		100 x 40 x 30	6 - 40	0504 312	42.10
		150 x 50 x 40	8 - 50	0504 313	62.00
		200 x 70 x 50	8 - 70	0504 314	102.00

0520 V-blocks (pair)

Specification

- Special steel, hardened
- Flatness, parallelism and right-angled tolerance is 0.004 mm
- 90° grooves, machined in pairs
- End face and base are angular

Shipment

- Packed in pairs
- Cardboard box

		Dimensions mm	For shafts dia. mm	Ref. No.	List price Euro
		75 x 35 x 30	5 - 40	0520 101	123.00
		100 x 47 x 40	5 - 55	0520 102	162.00
		150 x 55 x 45	5 - 60	0520 103	215.00
		200 x 65 x 55	5 - 75	0520 104	299.00
		250 x 85 x 70	5 - 100	0520 105	409.00

0508 Pair of X type V-blocks (parallel)

Specification

- Factory standard
- Special cast iron
- 4 x 90° grooves, different sizes

Shipment

- Packed in pairs
- Cardboard box

		Dimensions mm	For shafts dia. mm	Ref. No.	List price Euro
Grade 0, parallelism tolerance < 0.008 mm, V-grooves and base finely grinded					
		60 x 120 x 100	8 - 90	0508 011	268.00
		75 x 150 x 130	10 - 120	0508 012	323.00
	▪	90 x 200 x 170	12 - 180	0508 013	498.00
Grade 1, parallelism tolerance < 0.016 mm, V-grooves and base grinded					
		60 x 120 x 100	8 - 90	0508 111	225.00
		75 x 150 x 130	10 - 120	0508 112	280.00
	▪	90 x 200 x 170	12 - 180	0508 113	425.00

Marked ▪ = excess length/excess weight Marked ▪ = includes a F.O.C. calibration certificate, traceable to national standards

0522 Double V-blocks (pairs) with clamp

Specification

- Special steel, hardened
- Flatness, parallelism and right-angled tolerance is 0.004 mm
- 2 x 90° grooves
- Machined in pairs
- End face and base are angular

Shipment

- Packed in pairs
- Cardboard box

		Dimensions mm	For shafts dia. mm	Ref. No.	List price Euro
		50 x 40 x 40	5 - 30	0522 101	189.00
		75 x 55 x 55	5 - 50	0522 102	230.00
		100 x 75 x 75	7 - 70	0522 103	332.00

Clamp for double V-blocks (pairs)

Shipment

- Packed in pairs
- Cardboard box

		Length mm	Ref. No.	List price Euro
		50	0522 111	19.00
		75	0522 112	25.00
		100	0522 113	32.00

0524 Double V-blocks (pairs) with clamp lateral tilting

Specification

- Special steel, hardened
- Flatness, parallelism and right-angled tolerance is 0.004 mm
- 2 x 90° grooves
- Machined in pairs
- End face and base are angular

Shipment

- Packed in pairs
- Cardboard box

		Dimensions mm	For shafts dia. mm	Ref. No.	List price Euro
		60 x 58 x 40	5 - 30	0524 101	172.00
		75 x 70 x 54	5 - 50	0524 102	257.00
		100 x 96 x 75	7 - 70	0524 103	386.00

0525 Adjustable V-blocks 0-60°

Specification

- Special steel, hardened
- Locking device
- Nonius reading

Shipment

- Cardboard box

		Dimensions mm	For shafts dia. mm	Ref. No.	List price Euro
		75 x 25 x 33	28	0525 101	111.00
		102 x 30 x 46	40	0525 102	118.00
		102 x 46 x 46	40	0525 103	126.00

0527 Magnetic measuring and clamping prism

Specification

- Flatness and parallelism is 0.004 mm; right-angled tolerance is 0.01 mm
- Magnet can be switched ON/OFF
- Magnetic force 600 N

Shipment

- Cardboard box

		Dimensions mm	For shafts dia. mm	Ref. No.	List price Euro
Special steel					
		80 x 67 x 96	6 - 66	0527 101	314.00
		100 x 70 x 96	6 - 70	0527 102	435.00
Special steel, hardened					
		80 x 67 x 96	6 - 66	0527 107	372.00
		100 x 70 x 96	6 - 70	0527 108	519.00

0527 Magnetic measuring and clamping prism (pairs)



Specification

- Grinded in pairs

Shipment

- Packed in pairs
- Cardboard box

		Dimensions mm	For shafts dia. mm	Ref. No.	List price Euro
Special steel					
		80 x 67 x 96	6 - 66	0527 104	617.00
		100 x 70 x 96	6 - 70	0527 105	862.00
Special steel, hardened					
		80 x 67 x 96	6 - 66	0527 110	792.00
		100 x 70 x 96	6 - 70	0527 111	1,026.00

Marked ▪ = excess length/excess weight Marked ▪ = includes a F.O.C. calibration certificate, traceable to national standards

0536 Set of parallel blocks

0536 202

0536 211

Specification

- Special steel, hardened

Shipment

- Wooden case

		Measuring range mm	Height and parallelism tolerance mm	Height mm	Width mm	Ref. No	List price Euro
Set consists of 9 pairs, length 100 mm							
		10 - 42	0.01 / ±0.005	10 / 14 / 18 / 22 / 26 / 30 / 34 / 38 / 42	4	0536 220	95.00
Set consists of 9 pairs, length 150 mm							
		10 - 42	0.01 / ±0.005	10 / 14 / 18 / 22 / 26 30 / 34 / 38 / 42	4	0536 230	130.00
Set consists of 12 pairs, length 120 mm							
		14 - 40	0.01 / ±0.005	14 / 16 / 18 / 20 22 / 24 / 26 / 28 30 / 32 / 35 / 40	10	0536 201	361.00
Set consists of 14 pairs, length 150 mm							
		14 - 50	0.01 / ±0.005	14 / 16 / 18 / 20 22 / 24 / 26 / 28 30 / 32 / 35 / 40 45 / 50	10	0536 202	404.00
Set consists of 20 pairs, length 100 mm							
		2 - 24	0.01 / ±0.005	5 / 10 / 15 / 20 6 / 11 / 16 / 21 7 / 12 / 17 / 22 8 / 13 / 18 / 23 9 / 14 / 19 / 24	2 3 4 5 6	0536 211	504.00
Set consists of 24 pairs, length 125 mm							
		8 - 42	0.01 / ±0.005	11 / 16 / 21 / 26 / 31 / 36 13 / 18 / 23 / 28 / 33 / 38 15 / 20 / 25 / 30 / 35 / 40 17 / 22 / 27 / 32 / 37 / 42	8 10 12 14	0536 212	596.00
Set consists of 24 pairs, length 150 mm							
		8 - 42	0.01 / ±0.005	11 / 16 / 21 / 26 / 31 / 36 13 / 18 / 23 / 28 / 33 / 38 15 / 20 / 25 / 30 / 35 / 40 17 / 22 / 27 / 32 / 37 / 42	8 10 12 14	0536 213	601.00

0550 Machine levels

DIN 877

Specification

- DIN 877
- V-groove in the base
- Longitudinal level grinded and graduated
- Transverse level
- Thermally insulated

Shipment

- Case

		Length mm	Ref. No.	List price Euro
Reading 0.02 mm/m				
		160	0550 021	230.00
		200	0550 022	250.00
		250	0550 023	265.00
		300	0550 024	315.00
Reading 0.1 mm/m				
		160	0550 101	165.00
		200	0550 102	170.00
		250	0550 103	180.00
		300	0550 104	205.00
Reading 0.3 mm/m				
		160	0550 131	125.00
		200	0550 132	150.00
		250	0550 133	160.00
		300	0550 134	185.00

0551 Crankpin levels

DIN 877

Specification

- DIN 877
- With a longitudinal and a transverse level
- Longitudinal and transverse levels grinded and graduated

Shipment

- Case

		Length mm	Ref. No.	List price Euro
Reading 0.04 mm/m				
		90	0551 002	260.00
		120	0551 003	310.00
Reading 0.1 mm/m				
		90	0551 012	165.00
		120	0551 013	185.00
Reading 0.2 mm/m				
		60	0551 021	155.00

Marked ▪ = excess length/excess weight Marked ▪ = includes a F.O.C. calibration certificate, traceable to national standards

0556 Frame levels

DIN 877

		Dimensions mm	Ref. No.	List price Euro
Reading 0.02 mm/m				
		150 x 150	0556 022	425.00
		200 x 200	0556 023	480.00
		300 x 300	0556 024	690.00
Reading 0.1 mm/m				
		100 x 100	0556 101	265.00
		150 x 150	0556 102	310.00
		200 x 200	0556 103	380.00
		300 x 300	0556 104	615.00
Reading 0.3 mm/m				
		100 x 100	0556 131	215.00
		150 x 150	0556 132	265.00
		200 x 200	0556 133	415.00
		300 x 300	0556 134	495.00

Specification

- DIN 877
- V-grooves on 3 sides
- Longitudinal level grinded and graduated
- Transverse level
- Thermally insulated

Shipment

- Case

0560 Protractor level

Specification

- Made of special steel
- With degree scale
- Flat base
- 1° to 0-90°
- Ideal for levelling, determining centre points and adjusting angles

Shipment

- Wooden case

		Dimensions mm	Ref. No.	List price Euro
Reading 0.4 mm/m				
		200 x 200	0560 001	283.00

0563 Magnetic angle gauge

Specification

- Centre punch
- Dial face 360°
- Magnetic 90° splayed base

Shipment

- Cardboard box

		Ref. No.	List price Euro
		0563 001	385.00

0580 Combined lathe and thread cutting gauge

Specification

- Special steel
- Cuts for trapezoidal (Acme), Whitworth and metric threads
- For angles from 40-80°

		Dimensions mm	Thickness mm	Ref. No.	List price Euro
		90 x 40	2	0580 101	6.80

0580 Combined lathe and thread cutting gauge

Specification

- Special steel
- Cuts for trapezoidal (Acme), Whitworth and metric threads
- With clearance angle
- For angles from 40-80°
- For angles from 0-30°

		Dimensions mm	Thickness mm	Ref. No.	List price Euro
		90 x 40	2	0580 111	9.90

0580 Combined lathe and thread cutting gauge

Specification

- Special steel
- For square threads and trapezoidal threads, Whitworth and metric threads

		Dimensions mm	Thickness mm	Ref. No.	List price Euro
		90 x 40	2	0580 121	6.90

0580 Universal thread cutting gauge

Specification

- Special steel
- For V-threads and square threads

		Dimensions mm	Thickness mm	Ref. No.	List price Euro
		90 x 40	2	0580 151	2.90

Marked ▪ = excess length/excess weight Marked ▪ = includes a F.O.C. calibration certificate, traceable to national standards

0595 ACME Thread Gauge

Specification

- Special steel
- Cuts for trapezoidal threads

		Dimensions mm	Thickness mm	Ref. No.	List price Euro
		60 x 20	2	0595 130	2.90

0595 Angled thread cutter gauge

Specification

- Special steel
- Cuts for Whitworth or metric threads

		Dimensions mm	Thickness mm	Application	Ref. No.	List price Euro
		74 x 24	2	für Whitworth thread 55°	0595 140	2.50
		74 x 24	2	for metric thread 60°	0595 142	2.50

0581 DIN thread conversion and fit slide rules

0581 101



0581 123

Specification

- For reading the most important theoretical dimensions of thread tolerance

			Ref. No.	List price Euro
Aluminium anodized				
		Fine thread slide rule	0581 101	19.90
		DIN thread slide rule	0581 103	13.50
		DIN fit slide rule	0581 105	18.50
Plastic				
		DIN thread slide rule	0581 123	9.70
		DIN fit slide rule	0581 125	8.50

0582 ISO thread converter - Filetor



Specification

- For direct reading of all standard information for determining of threads
- Plastic housing

		Dimensions mm	Ref. No.	List price Euro
		60 x 30 x 110	0582 110	46.00

0582 ISO tolerance indicator - Tolerator

Specification

- For direct reading of all ISO-tolerance values
- Plastic housing

		Dimensions mm	Ref. No.	List price Euro
		60 x 30 x 110	0582 120	46.00

Marked ▪ = excess length/excess weight Marked ▪ = includes a F.O.C. calibration certificate, traceable to national standards

0582 mm/inch converter

Specification

- Direct reading of inch to millimeter conversion
- Plastic housing

		Dimensions mm	Ref. No.	List price Euro
		60 x 30 x 110	0582 130	46.00

0589 Profile gauge

Specification

- Spring pins
- Pin dia. 1.0 mm

		Measuring range mm	Dimensions mm	Ref. No.	List price Euro
		150 x 40	154 x 85	0589 101	15.60
		300 x 60	350 x 150	0589 103	47.60

0590 Twist drill grinding gauge

Specification

- Special steel
- For twist drills
- Acute angle of 118°

		Measuring range max dia. mm	Ref. No.	List price Euro
		50	0590 101	1.60

0590 Twist drill grinding and inspection gauge

Specification

- Special steel
- Measure the length of the cutting edge and the cutting angle of 118°
- Locking screw

		Measuring range mm	Vernier mm	Ref. No.	List price Euro
		50	0.1	0590 111	60.00

0590 Universal grinding gauge

Specification

- Special steel
- Scales in mm graduation
- Angles 120°, 118°, 90°, 60° and 55°

		Dimensions mm	Thickness mm	Ref. No.	List price Euro
		95 x 63	2	0590 151	3.20

0595 Welding gauge blank

Specification

- Special steel
- Pure
- For easy testing of fillet weld thicknesses of rectangular parts

		Measuring range mm	Ref. No.	List price Euro
		3 - 12	0595 110	12.20

0595 Welding gauge

Specification

- Aluminium
- Pure
- For fast reading of the weld dimensions

		Measuring range flat seams mm	Measuring range corner seams mm	Ref. No.	List price Euro
		0 - 5	2 - 15	0595 115	3.50

0595 DBP weld seam gauge



Specification

- Stainless steel
- Reading accuracy 0.1 mm
- Easy to read the result due to the reference line in the reading window
- Quick and easy inspection of welding seam heights

		Dimensions mm	Thickness mm	Ref. No.	List price Euro
		108 x 81.5	3.2	0595 251	84.00

Marked ▪ = excess length/excess weight Marked ▪ = includes a F.O.C. calibration certificate, traceable to national standards

0595 Welding gauge

Specification

- Special steel
- Locking screw
- Angle 60°, 70°, 80° and 90°
- To measure the height of flat welds and fillet weld thicknesses

		Dimensions mm	Thickness mm	Ref. No.	List price Euro
		20	0.1	0595 101	19.50

0597 Radius gauge

Specification

- Stainless steel
- Reading parts are satin chrome finished
- To determine radii size workpieces

Shipment

- Wooden case

		Measuring range mm	Reading mm	Ref. No.	List price Euro
		10	0.1	0597 305	162.00

0597 Chamfer gauge

Specification

- Stainless steel
- Reading 0.1 mm
- Reading parts are satin chrome finished
- For simultaneously testing of the chamfer angle and the dimensional accuracy
- Dimensions: 48 x 30 x 8.5 mm

Shipment

- Wooden case
- 3 interchangeable blades: 30°, 45°, 60°

		Dimensions mm	Thickness mm	Ref. No.	List price Euro
		10	0.1	0597 301	162.00

0598 Tapered hole gauges

0598 101

Specification

- Special steel, hardened
- Reading parts matted

		Measuring range mm	Reading mm	Ref. No.	List price Euro
Special steel					
		0.5 - 11.0	0.1	0598 101	45.00
		0.5 - 7.0	0.1	0598 103	45.00
		2.0 - 7.0	0.1	0598 105	45.00
Plastic					
		0.5 - 11.0	0.1	0598 601	45.00

0599 Nozzle / small hole gauges

Specification

- Special steel
- Reading 0.1 mm
- Cone 1:10
- Nickel finished housing

		Measuring range mm	Ref. No.	List price Euro
		0 - 3	0599 101	45.00
		0 - 5	0599 102	55.00

0599 Nozzle gauges

Specification

- Steel pins
- Plastic handle
- Manufacturing tolerance ± 0.01 mm

		Measuring range mm	Pins	Ref. No.	List price Euro
		0.45 - 1.50	20	0599 151	6.50
		1.50 - 3.00	16	0599 152	6.50

Marked ▪ = excess length/excess weight Marked ▪ = includes a F.O.C. calibration certificate, traceable to national standards

0600 Tapered hole gauges

0600 101

0600 111

Specification

- Reading 0.1 mm

		Measuring range mm	Ref. No.	List price Euro
Special steel, flat				
		1 - 15	0600 101	23.90
		15 - 30	0600 102	29.80
		30 - 45	0600 103	32.00
Hardened stainless steel, round, knurled handle				
		1 - 6	0600 111	51.00
		4 - 15	0600 112	67.00
		15 - 30	0600 113	141.00
		30 - 45	0600 114	218.00
		45 - 60	0600 115	351.00

0601 Drill and steel wire hole gauges (millimeter)



Specification

- Special steel, nitrided
- Additional specifications are available upon request

		Measuring range mm	Increments mm	Ref. No.	List price Euro
		0.1 - 10.0	0.1	0601 103	84.00
		3.0 - 10.0	0.1	0601 120	64.00

0604 Radius gauges

Specification

- Concave and convex
- Locking nut
- Milled finish

		Measuring range mm	No. of sheets mm	Ref. No.	List price Euro
Special steel					
		1.0 - 7.0	17	0604 002	6.30
		7.5 - 15.0	16	0604 004	6.90
		15.5 - 25.0	15	0604 006	6.90
Stainless steel					
		1.0 - 7.0	17	0604 202	8.30
		7.5 - 15.0	16	0604 204	10.30
		15.5 - 25.0	15	0604 206	10.30

0604 Precision individual radius gauges

Specification

- Special steel
- Factory standard
- Fine grinded
- For internal and external radii

- Custom sizes are available upon request

		Radius mm	Ref. No.	List price Euro
		0.5	0604 013	49.00
		0.6	0604 014	49.00
		0.7	0604 015	49.00
		0.8	0604 016	49.00
		0.9	0604 017	49.00
		1.0	0604 018	49.00
		1.5	0604 019	49.00
		2.0	0604 020	49.00
		2.5	0604 021	49.00
		3.0	0604 022	49.00
		3.5	0604 023	49.00
		4.0	0604 024	49.00
		4.5	0604 025	31.80
		5.0	0604 026	31.80
		5.5	0604 027	31.80
		6.0	0604 028	31.80
		6.5	0604 029	31.80
		7.0	0604 030	31.80
		7.5	0604 031	31.80
		8.0	0604 032	31.80
		8.5	0604 033	31.80
		9.0	0604 034	31.80
		9.5	0604 035	31.80
		10.0	0604 036	31.80
		10.5	0604 037	33.40
		11.0	0604 038	33.40
		11.5	0604 039	33.40
		12.0	0604 040	33.40
		12.5	0604 041	33.40
		13.0	0604 042	33.40
		13.5	0604 043	33.40
		14.0	0604 044	33.40
		14.5	0604 045	33.40
		15.0	0604 046	33.40
		15.5	0604 047	35.20
		16.0	0604 048	35.20
		16.5	0604 049	35.20

		Radius mm	Ref. No.	List price Euro
		17.0	0604 050	35.20
		17.5	0604 051	35.20
		18.0	0604 052	35.20
		18.5	0604 053	35.20
		19.0	0604 054	35.20
		19.5	0604 055	35.20
		20.0	0604 056	35.20
		21.0	0604 057	36.70
		22.0	0604 058	36.70
		23.0	0604 059	36.70
		24.0	0604 060	36.70
		25.0	0604 061	36.70
		26.0	0604 062	36.70
		27.0	0604 063	36.70
		28.0	0604 064	36.70
		29.0	0604 065	36.70
		30.0	0604 066	36.70
		31.0	0604 067	40.00
		32.0	0604 068	40.00
		33.0	0604 069	40.00
		34.0	0604 070	40.00
		35.0	0604 071	40.00
		36.0	0604 072	40.00
		37.0	0604 073	40.00
		38.0	0604 074	40.00
		39.0	0604 075	40.00
		40.0	0604 076	40.00
		41.0	0604 077	48.50
		42.0	0604 078	48.50
		43.0	0604 079	48.50
		44.0	0604 080	48.50
		45.0	0604 081	48.50
		46.0	0604 082	48.50
		47.0	0604 083	48.50
		48.0	0604 084	48.50
		49.0	0604 085	48.50
		50.0	0604 086	48.50
		55.0	0604 087	52.00
		60.0	0604 088	55.00
		65.0	0604 089	58.00
		70.0	0604 090	66.00
		75.0	0604 091	66.00
		80.0	0604 092	66.00
		85.0	0604 093	66.00
		90.0	0604 094	66.00
		95.0	0604 095	66.00
		100.0	0604 096	66.00

Marked ▪ = excess length/excess weight Marked ▪ = includes a F.O.C. calibration certificate, traceable to national standards

0605 Screw pitch gauges

			Measuring range mm	No. of blades mm	Ref. No.	List price Euro
		Metric threads according to ISO	0.25 - 6.00	24	0605 101	2.30
		Whitworth threads according to DIN	4 - 62	28	0605 103	2.10
		Whitworth pipe threads	8 - 28	6	0605 104	2.10
		Combined metric and Whitworth	0.25 - 6.00 / 4 - 62	52	0605 106	3.40
		Metric Whitworth and pipe threads	0.25 - 6.00 / 4 - 62 / 8 - 28	58	0605 107	4.70
		Combined metric threads according to SI System	0.4 - 7.0	20	0605 102	2.10
		Combined metric SI and Whitworth threads	0.4 - 7.0 / 4 - 62	48	0605 105	3.20
		US – threads	4 - 42	30	0605 108	2.80
		US - threads SAE	10 - 40	14	0605 109	3.00
		UNC – threads	4 - 64	22	0605 110	2.80
		UNF – threads	12 - 80	16	0605 111	2.80
		BSF – threads	4 - 26	20	0605 112	3.20

0606 / 0607 Feeler gauges

0606 130



0607 201

0607 401

Specification

- Conical blades
- Width 10 mm
- Blade length 100 mm
- Locking nut

		Measuring range mm	No. of blades mm	Ref. No.	List price Euro
Spring band steel					
		0.03 - 0.10	8	0606 121	1.40
		0.05 - 0.50	8	0606 123	1.40
		0.05 - 1.00	13	0606 127	1.40
		0.05 - 1.00	20	0606 130	2.30
		0.05 - 2.00	21	0606 133	5.20
		0.10 - 2.00	20	0606 131	5.70
		0.10 - 0.50	21	0606 132	2.80
		0.03 - 1.00	32	0606 136	4.70
Spring band stainless steel					
		0.05 - 0.50	8	0607 201	3.60
		0.05 - 1.00	13	0607 202	5.70
		0.05 - 1.00	20	0607 203	8.10
Brass (anti-magnetic)					
		0.05 - 0.50	8	0607 401	6.10
		0.05 - 1.00	13	0607 402	7.50
		0.05 - 1.00	20	0607 403	10.70

0606 Feeler gauges, long version

Specification

- Blades cylindrical
- Width 13 mm
- Combination on a ring

		Measuring range mm	Length mm	No. of blades	Ref. No.	List price Euro
		0.05 - 0.5	150	8	0606 150	3.20
		0.05 - 0.5	200	8	0606 152	3.80
		0.05 - 0.5	300	8	0606 154	5.50
		0.05 - 1.0	200	13	0606 160	8.20
		0.05 - 1.0	300	13	0606 162	9.40
		0.05 - 1.0	200	20	0606 170	9.90
		0.05 - 1.0	300	20	0606 172	12.50
		0.1 - 2.0	200	20	0606 176	16.60
		0.1 - 2.0	300	20	0606 178	24.20

0584 Comparative surface roughness standards



Specification

- 6 manufacturing processes
- 30 comparative standards

Shipment

- Plastic case

		Ref. No.	List price Euro
		0584 101	293.00

Marked ▪ = excess length/excess weight Marked ▪ = includes a F.O.C. calibration certificate, traceable to national standards

0611 Feeler gauge tapes

Specification

- Hardened carbon steel
- Width 13 mm
- Length 5 m
- Tape from 0.08 mm upwards marked with dimension

Shipment

- Plastic dispenser case

		Thickness mm	Ref. No.	List price Euro
		0.005	0611 300	73.00
		0.01	0611 501	28.90
		0.02	0611 502	24.00
		0.03	0611 503	8.30
		0.04	0611 504	8.30
		0.05	0611 505	6.30
		0.06	0611 506	6.50
		0.07	0611 507	6.50
		0.08	0611 508	6.50
		0.09	0611 509	6.50
		0.10	0611 510	5.60
		0.12	0611 512	5.60
		0.15	0611 515	5.60
		0.18	0611 518	7.30
		0.20	0611 520	5.60
		0.25	0611 525	5.60

		Thickness mm	Ref. No.	List price Euro
		0.30	0611 530	5.60
		0.35	0611 535	5.60
		0.40	0611 540	6.50
		0.45	0611 545	6.50
		0.50	0611 550	6.50
		0.55	0611 552	8.30
		0.60	0611 554	8.30
		0.65	0611 556	8.30
		0.70	0611 558	8.30
		0.75	0611 560	8.30
		0.80	0611 562	8.30
		0.85	0611 564	8.50
		0.90	0611 566	8.90
		0.95	0611 568	8.90
		1.00	0611 570	8.90

0611 Holder for feeler gauge tapes

Specification

- Dimension 125 x 17 mm
- Without magnet

		Ref. No.	List price Euro
		0611 195	2.50

0611 Wall holder for feeler gauge tape set

Specification

- 15 piece feeler gauge tape set, refillable with selected feeler gauges
- Wall holder made of steel, gloss coated
- With size labels

Shipment

- Holder and mounting fittings

		Dimensions mm	Graduation mm	Ref. No.	List price Euro
		330 x 100 x 110	0.01 - 0.25	0611 180	140.00
		330 x 210 x 220	0.30 - 1.00	0611 190	185.00

0613 Precision feeler gauge tapes

Thickness mm	Carbon steel, width 25 mm length 5 m Ref. No.	List price Euro	Carbon steel, width 50 mm length 5 m Ref. No.	List price Euro	Stainless steel, width 100 mm length 5 m Ref. No.	List price Euro	Stainless steel, width 150 mm length 5 m Ref. No.	List price Euro	Brass, width 150 mm length 5 m Ref. No.	List price Euro
0.01	0613 107	63.00	0613 207	90.00						
0.02	0613 109	33.90	0613 209	48.70	0613 309	87.00				
0.025							0613 412	99.00	0613 512	98.00
0.03	0613 114	23.90	0613 214	34.30						
0.04	0613 116	23.90	0613 216	34.30						
0.05	0613 118	23.90	0613 218	34.30	0613 318	52.00	0613 418	80.00	0613 518	79.00
0.06	0613 120	16.30	0613 220	23.40						
0.07	0613 122	16.30	0613 222	23.40						
0.075							0613 424	80.00	0613 524	79.00
0.08	0613 126	16.30	0613 226	23.40						
0.09	0613 128	16.30	0613 228	23.40						
0.10	0613 130	16.80	0613 230	24.30	0613 330	49.40	0613 430	76.00	0613 530	75.00
0.12			0613 232	24.30						
0.15	0613 134	16.80	0613 234	24.30	0613 334	49.40	0613 434	76.00	0613 534	75.00
0.18			0613 236	24.30						
0.20	0613 138	16.80	0613 238	24.30	0613 338	63.00	0613 438	95.00	0613 538	93.00
0.25			0613 240	24.30			0613 440	95.00	0613 540	93.00
0.30	0613 142	16.80	0613 242	24.30	0613 342	63.00	0613 442	95.00	0613 542	93.00
0.35			0613 244	26.50						
0.40	0613 146	18.70	0613 246	26.50	0613 346	71.00	0613 446	105.00	0613 546	104.00
0.45			0613 248	26.50						
0.50	0613 150	18.70	0613 250	26.50	0613 350	81.00	0613 450	123.00	0613 550	122.00
0.60	0613 152	29.80	0613 252	43.10	0613 352	97.00				
0.70	0613 154	29.80	0613 254	43.10	0613 354	97.00				
0.80	0613 156	29.80	0613 256	43.10	0613 356	116.00				
0.90	0613 158	29.80	0613 258	43.10	0613 358	116.00				
1.00	0613 160	29.80	0613 260	43.10	0613 360	133.00				

Marked ▪ = excess length/excess weight Marked ▪ = includes a F.O.C. calibration certificate, traceable to national standards

0613 Precision reference sheets



Thickness mm	Carbon steel, 50 x 300 mm 10 pieces Ref. No.	List price Euro	Stainless steel, 100 x 500 mm 5 pieces Ref. No.	List price Euro	Stainless steel, 150 x 500 mm 5 pieces Ref. No.	List price Euro	Brass, 150 x 500 mm 5 pieces Ref. No.	List price Euro
0.01	0613 607	63.00						
0.02	0613 609	33.90	0613 709	46.70				
0.025					0613 812	52.00	0613 912	52.00
0.03	0613 614	23.90						
0.04	0613 616	23.90						
0.05	0613 618	23.90	0613 718	28.30	0613 818	42.10	0613 918	41.60
0.06	0613 620	16.30						
0.07	0613 622	16.30						
0.075					0613 824	42.10	0613 924	41.60
0.08	0613 626	16.30						
0.09	0613 628	16.30						
0.10	0613 630	16.80	0613 730	26.50	0613 830	39.80	0613 930	39.50
0.12	0613 632	16.80						
0.15	0613 634	16.80	0613 734	26.50	0613 834	39.80	0613 934	39.50
0.18	0613 636	16.80						
0.20	0613 638	16.80	0613 738	33.40	0613 838	49.80	0613 938	49.40
0.25	0613 640	16.80			0613 840	49.80	0613 940	49.40
0.30	0613 642	16.80	0613 742	33.40	0613 842	49.80	0613 942	49.40
0.35	0613 644	18.70						
0.40	0613 646	18.70	0613 746	37.70	0613 846	58.00	0613 946	58.00
0.45	0613 648	18.70						
0.50	0613 650	18.70	0613 750	43.10	0613 850	67.00	0613 950	66.00
0.60	0613 652	29.80	0613 752	52.00				
0.70	0613 654	29.80	0613 754	52.00				
0.80	0613 656	29.80	0613 756	63.00				
0.90	0613 658	29.80	0613 758	63.00				
1.00	0613 660	29.80	0613 760	69.00	0613 860	109.00		

0623 - 0625 Individual steel gauge blocks

Specification

- EN ISO 3650
- Special steel, hardened

	Tolerance class 0		Tolerance class 1		Tolerance class 2	
Nominal size mm	Ref. No.	List price Euro	Ref. No.	List price Euro	Ref. No.	List price Euro
0.500	0623 100	39.00	0624 100	26.00	0625 100	21.00
1.000	0623 102	33.00	0624 102	22.00	0625 102	18.00
1.001	0623 104	33.00	0624 104	22.00	0625 104	18.00
1.002	0623 106	33.00	0624 106	22.00	0625 106	18.00
1.003	0623 108	33.00	0624 108	22.00	0625 108	18.00
1.004	0623 110	33.00	0624 110	22.00	0625 110	18.00
1.005	0623 112	33.00	0624 112	22.00	0625 112	18.00
1.006	0623 114	33.00	0624 114	22.00	0625 114	18.00
1.007	0623 116	33.00	0624 116	22.00	0625 116	18.00
1.008	0623 118	33.00	0624 118	22.00	0625 118	18.00
1.009	0623 120	33.00	0624 120	22.00	0625 120	18.00
1.010	0623 122	33.00	0624 122	22.00	0625 122	18.00
1.020	0623 130	33.00	0624 130	22.00	0625 130	18.00
1.030	0623 135	33.00	0624 135	22.00	0625 135	18.00
1.040	0623 140	33.00	0624 140	22.00	0625 140	18.00
1.050	0623 145	33.00	0624 145	22.00	0625 145	18.00
1.060	0623 150	33.00	0624 150	22.00	0625 150	18.00
1.070	0623 155	33.00	0624 155	22.00	0625 155	18.00
1.080	0623 160	33.00	0624 160	22.00	0625 160	18.00
1.090	0623 165	33.00	0624 165	22.00	0625 165	18.00
1.100	0623 170	33.00	0624 170	22.00	0625 170	18.00
1.110	0623 175	33.00	0624 175	22.00	0625 175	18.00
1.120	0623 180	33.00	0624 180	22.00	0625 180	18.00
1.130	0623 185	33.00	0624 185	22.00	0625 185	18.00
1.140	0623 190	33.00	0624 190	22.00	0625 190	18.00
1.150	0623 195	33.00	0624 195	22.00	0625 195	18.00
1.160	0623 200	33.00	0624 200	22.00	0625 200	18.00
1.170	0623 205	33.00	0624 205	22.00	0625 205	18.00
1.180	0623 210	33.00	0624 210	22.00	0625 210	18.00
1.190	0623 215	33.00	0624 215	22.00	0625 215	18.00
1.200	0623 220	33.00	0624 220	22.00	0625 220	18.00
1.210	0623 225	33.00	0624 225	22.00	0625 225	18.00
1.220	0623 230	33.00	0624 230	22.00	0625 230	18.00
1.230	0623 235	33.00	0624 235	22.00	0625 235	18.00
1.240	0623 240	33.00	0624 240	22.00	0625 240	18.00
1.250	0623 245	33.00	0624 245	22.00	0625 245	18.00
1.260	0623 250	33.00	0624 250	22.00	0625 250	18.00
1.270	0623 255	33.00	0624 255	22.00	0625 255	18.00

Marked ▪ = excess length/excess weight Marked ▪ = includes a F.O.C. calibration certificate, traceable to national standards

0623 - 0625 Individual steel gauge blocks

Nominal size mm	Tolerance class 0 Ref. No.	Tolerance class 0 List price Euro	Tolerance class 1 Ref. No.	Tolerance class 1 List price Euro	Tolerance class 2 Ref. No.	Tolerance class 2 List price Euro
1.280	0623 260	33.00	0624 260	22.00	0625 260	18.00
1.290	0623 265	33.00	0624 265	22.00	0625 265	18.00
1.300	0623 270	33.00	0624 270	22.00	0625 270	18.00
1.310	0623 275	33.00	0624 275	22.00	0625 275	18.00
1.320	0623 280	33.00	0624 280	22.00	0625 280	18.00
1.330	0623 285	33.00	0624 285	22.00	0625 285	18.00
1.340	0623 290	33.00	0624 290	22.00	0625 290	18.00
1.350	0623 295	33.00	0624 295	22.00	0625 295	18.00
1.360	0623 300	33.00	0624 300	22.00	0625 300	18.00
1.370	0623 305	33.00	0624 305	22.00	0625 305	18.00
1.380	0623 310	33.00	0624 310	22.00	0625 310	18.00
1.390	0623 315	33.00	0624 315	22.00	0625 315	18.00
1.400	0623 320	33.00	0624 320	22.00	0625 320	18.00
1.410	0623 325	33.00	0624 325	22.00	0625 325	18.00
1.420	0623 330	33.00	0624 330	22.00	0625 330	18.00
1.430	0623 335	33.00	0624 335	22.00	0625 335	18.00
1.440	0623 340	33.00	0624 340	22.00	0625 340	18.00
1.450	0623 345	33.00	0624 345	22.00	0625 345	18.00
1.460	0623 350	33.00	0624 350	22.00	0625 350	18.00
1.470	0623 355	33.00	0624 355	22.00	0625 355	18.00
1.480	0623 360	33.00	0624 360	22.00	0625 360	18.00
1.490	0623 365	33.00	0624 365	22.00	0625 365	18.00
1.500	0623 370	33.00	0624 370	22.00	0625 370	18.00
1.600	0623 375	33.00	0624 375	22.00	0625 375	18.00
1.700	0623 380	33.00	0624 380	22.00	0625 380	18.00
1.800	0623 385	33.00	0624 385	22.00	0625 385	18.00
1.900	0623 390	33.00	0624 390	22.00	0625 390	18.00
2.000	0623 395	33.00	0624 395	22.00	0625 395	18.00
2.500	0623 400	35.00	0624 400	23.00	0625 400	18.00
3.000	0623 405	35.00	0624 405	23.00	0625 405	18.00
3.500	0623 410	35.00	0624 410	23.00	0625 410	18.00
4.000	0623 415	35.00	0624 415	23.00	0625 415	18.00
4.500	0623 420	35.00	0624 420	23.00	0625 420	18.00
5.000	0623 425	35.00	0624 425	23.00	0625 425	18.00
5.500	0623 430	35.00	0624 430	23.00	0625 430	18.00
6.000	0623 435	35.00	0624 435	23.00	0625 435	18.00
6.500	0623 440	35.00	0624 440	23.00	0625 440	18.00
7.000	0623 445	35.00	0624 445	23.00	0625 445	18.00
7.500	0623 450	35.00	0624 450	23.00	0625 450	18.00
8.000	0623 455	35.00	0624 455	23.00	0625 455	18.00
8.500	0623 460	35.00	0624 460	23.00	0625 460	18.00
9.000	0623 465	35.00	0624 465	23.00	0625 465	18.00
9.500	0623 470	35.00	0624 470	23.00	0625 470	18.00
10.000	0623 475	42.00	0624 475	28.00	0625 475	22.00
11.000	0623 500	42.00	0624 500	28.00	0625 500	22.00
12.000	0623 510	42.00	0624 510	28.00	0625 510	22.00
13.000	0623 520	42.00	0624 520	28.00	0625 520	22.00
14.000	0623 530	42.00	0624 530	28.00	0625 530	22.00
15.000	0623 540	42.00	0624 540	28.00	0625 540	22.00
16.000	0623 550	42.00	0624 550	28.00	0625 550	22.00
17.000	0623 560	42.00	0624 560	28.00	0625 560	22.00
18.000	0623 570	42.00	0624 570	28.00	0625 570	22.00

0623 - 0625 Individual steel gauge blocks

	Tolerance class 0		Tolerance class 1		Tolerance class 2	
Nominal size mm	Ref. No.	List price Euro	Ref. No.	List price Euro	Ref. No.	List price Euro
19.000	0623 580	42.00	0624 580	28.00	0625 580	22.00
20.000	0623 590	42.00	0624 590	28.00	0625 590	22.00
21.000	0623 600	42.00	0624 600	28.00	0625 600	22.00
22.000	0623 610	42.00	0624 610	28.00	0625 610	22.00
23.000	0623 620	42.00	0624 620	28.00	0625 620	22.00
24.000	0623 630	42.00	0624 630	28.00	0625 630	22.00
25.000	0623 640	42.00	0624 640	28.00	0625 640	22.00
30.000	0623 650	50.00	0624 650	33.00	0625 650	26.00
35.000	0623 660	50.00	0624 660	33.00	0625 660	26.00
40.000	0623 670	50.00	0624 670	33.00	0625 670	26.00
50.000	0623 680	50.00	0624 680	33.00	0625 680	26.00
60.000	0623 690	50.00	0624 690	33.00	0625 690	26.00
70.000	0623 700	50.00	0624 700	33.00	0625 700	26.00
80.000	0623 710	62.00	0624 710	41.00	0625 710	33.00
90.000	0623 720	62.00	0624 720	41.00	0625 720	33.00
100.000	0623 730	74.00	0624 730	49.00	0625 730	39.00
125.000	0623 740	262.00	0624 740	159.00	0625 740	127.00
150.000	0623 750	262.00	0624 750	159.00	0625 750	127.00
175.000	0623 760	262.00	0624 760	159.00	0625 760	127.00
200.000	0623 770	312.00	0624 770	189.00	0625 770	136.00
300.000	0623 780	446.00	0624 780	270.00	0625 780	215.00
400.000	0623 790	578.00	0624 790	350.00	0625 790	252.00
500.000	0623 800	800.00	0624 800	485.00	0625 800	330.00
600.000	0623 810	1,249.00	0624 810	675.00	0625 810	410.00
700.000	0623 820	1,295.00	0624 820	700.00	0625 820	490.00
800.000	0623 830	1,600.00	0624 830	865.00	0625 830	606.00
900.000	0623 840	1,896.00	0624 840	1,025.00	0625 840	718.00
1000.000	0623 850	2,350.00	0624 850	1,270.00	0625 850	889.00

Marked ▪ = excess length/excess weight Marked ▪ = includes a F.O.C. calibration certificate, traceable to national standards

0633 Parallel steel gauge block sets

Specification

- Special steel, hardened
- EN ISO 3650

Shipment

- Wooden case

		Pieces per set	Nominal dimensions mm	Increments	Ref. No.	List price Euro
Tolerance class 0						
		103	1.005		0633 014	821.00
			1.01 - 1.49	0.010		
			0.5 - 24.5	0.500		
			25.0 - 100.0	25.000		
		87	1.001 - 1.009	0.001	0633 016	750.00
			1.01 - 1.49	0.010		
			0.5 - 9.5	0.500		
			10.0 - 100.0	10.000		
		47	1.005		0633 018	488.00
			1.01 - 1.09	0.010		
			1.11 - 1.19	0.010		
			1.1 - 1.9	0.100		
			1.0 - 9.0	1.000		
			10.0 - 100.0	10.000		
		32	1.005		0633 020	356.00
			1.01 - 1.09	0.010		
			1.1 - 1.9	0.100		
			1.0 - 9.0	1.000		
			10.0 - 30.0	10.000		
			50.0			
Tolerance class 1						
		103	1.005		0633 114	631.00
			1.01 - 1.49	0.010		
			0.5 - 24.5	0.500		
			25.0 - 100.0	25.000		
		87	1.001 - 1.009	0.001	0633 116	481.00
			1.01 - 1.49	0.010		
			0.5 - 9.5	0.500		
			10.0 - 100.0	10.000		
		47	1.005		0633 118	297.00
			1.01 - 1.09	0.010		
			1.11 - 1.19	0.010		
			1.1 - 1.9	0.100		
			1.0 - 9.0	1.000		
			10.0 - 100.0	10.000		
		32	1.005		0633 120	217.00
			1.01 - 1.09	0.010		
			1.1 - 1.9	0.100		
			1.0 - 9.0	1.000		
			10.0 - 30.0	10.000		
			50.0			

0633 Parallel steel gauge block sets

		Pieces per set	Nominal dimensions mm	Increments	Ref. No.	List price Euro
Tolerance class 2						
		103	1.005		0633 214	399.00
			1.01 - 1.49	0.010		
			0.5 - 24.5	0.500		
			25.0 - 100.0	25.000		
		87	1.001 - 1.009	0.001	0633 216	315.00
			1.01 - 1.49	0.010		
			0.5 - 9.5	0.500		
			10.0 - 100.0	10.000		
		47	1.005		0633 218	216.00
			1.01 - 1.09	0.010		
			1.11 - 1.19	0.010		
			1.1 - 1.9	0.100		
			1.0 - 9.0	1.000		
			10.0 - 100.0	10.000		
		32	1.005		0633 220	142.00
			1.01 - 1.09	0.010		
			1.1 - 1.9	0.100		
			1.0 - 9.0	1.000		
			10.0 - 30.0	10.000		
			50.0			

0633 Gauge block accessories sets

0633131

Shipment

- Wooden case

No. of parts	Gauge block holder (mm) 0–50	0–100	100–200	0–300	200–400	300–500	Radiused measuring jaw pairs (mm) 4	10	16	20	30	40	Scriber	Centre point	Plane parallel jaws (pair)	Knife edge jaws (pair)	Holder base	Ref. No.	List price Euro
4				●		●						●						0633 130	1,064.00
10	●	●	●				●	●					●	●			●	0633 131	1,235.00
14	●	●	●				●	●	●	●			●	●			●	0633 132	1,598.00
23	●	●	●	●	●		●	●	●	●	●	●	●	●	●	●	●	0633 133	3,156.00

Marked ▪ = excess length/excess weight Marked ▪ = includes a F.O.C. calibration certificate, traceable to national standards

0633 Gauge block holders with rapid adjustment

		For meas. range mm	Ref. No.	List price Euro
		0 - 50	0633 136	148.00
		0 - 100	0633 137	168.00
		0 - 200	0633 138	200.00
		100 - 200	0633 139	182.00
		100 - 300	0633 140	217.00
		200 - 400	0633 141	251.00
		300 - 500	0633 142	285.00
		400 - 600	0633 143	309.00
		500 - 800	0633 144	360.00
		800 - 1000	0633 145	503.00

0633 Radiused measuring jaws with cylindrical shoulders / pair

		Nominal dimension mm	Measuring depth mm	Ref. No.	List price Euro
		4	8	0633 150	170.00
		10	15	0633 151	170.00
		16	20	0633 152	185.00
		20	40	0633 153	226.00
		30	65	0633 154	319.00
		40	95	0633 155	414.00

0633 Inspection points, pair

Specification

- Special steel, hardened

		Dimensions L x W x H mm	Ref. No.	List price Euro
		55 x 9 x 9	0633 170	179.00

0633 Scribers

Specification

- Special steel, hardened or carbide

		Dimensions L x W x H mm	Ref. No.	List price Euro
Special steel				
		55 x 9 x 8	0633 171	74.00
Carbide				
		55 x 9 x 8	0633 172	301.00

0633 Centre point

Specification

- Special steel, hardened

		Dimensions L x W x H mm	Ref. No.	List price Euro
		55 x 9 x 12	0633 173	98.00

0633 Plane / parallel jaws, pair

Specification

- Special steel, hardened

		Dimensions L x B x H mm	Ref. No.	List price Euro
For external measurements				
		100 x 9 x 20	0633 174	168.00
		125 x 9 x 20	0633 175	197.00
For internal and external measurements				
		100 x 9 x 20	0633 176	310.00
		125 x 9 x 20	0633 177	366.00

0633 Knife edge jaws, pair

Specification

- Special steel, hardened

		Total length mm	Max. measured dia. mm	Ref. No.	List price Euro
		55	26	0633 178	179.00
		65	50	0633 179	227.00
		90	100	0633 180	272.00
		140	200	0633 181	404.00

0633 Stand for gauge block holder



Specification

- Special steel, hardened

		Dimensions L x W x H	Ref. No.	List price Euro
		103 x 70 x 27	0633 182	132.00

0633 Gauge block maintenance set

Set consists of:

- Linen cloth
- Chamois leather
- 1 jar of anti corrosion oil
- Oil stone
- Fine paint brush
- Broad paint brush
- User manual

Shipment

- Wooden case

		Ref. No.	List price Euro
		0633 001	290.00

Marked ▪ = excess length/excess weight Marked ▪ = includes a F.O.C. calibration certificate, traceable to national standards

0633 Steel gauge block inspection sets for micrometers

0633 810

Specification

- EN ISO 3650
- Special steel, hardened
- Tolerance class 1

Shipment

- Wooden case

		Nominal dimensions mm	Ref. No.	List price Euro
5 pieces with optical flat				
		5.1 - 10.3 - 15.0 - 20.2 - 25.0	0633 805	313.00
8 pieces with optical flat				
		5.1 - 10.3 - 15.0 - 20.2 - 25.0 - 50.0 - 75.0 - 100.0	0633 808	419.00
10 pieces, excludes the optical flat				
		2.5 - 5.1 - 7.7 - 10.3 - 12.9 - 15.0 - 17.6 - 20.2 - 22.8 - 25.0	0633 810	254.00

0633 Steel gauge block inspection set for calipers



Specification

- EN ISO 3650
- Special steel, hardened
- Tolerance class 1
- Supplied with: setting rings 4 mm and 25 mm

Shipment

- Wooden case

		Nominal dimensions mm	For calipers with a measuring range up to mm	Ref. No.	List price Euro
3 pieces					
		30.0 - 41.3 - 131.4	200	0633 833	520.00
4 pieces					
		30.0 - 41.3 - 131.4 - 243.5	300	0633 834	694.00
6 pieces					
		30.0 - 41.3 - 131.4 - 243.5 - 281.2 - 481.1	500	0633 836	1,239.00

0634 Carbide gauge block sets

Specification

- Carbide
- EN ISO 3650

Shipment

- Wooden case

		Pieces per set	Nominal dimensions mm	Increments	Ref. No.	List price Euro
Tolerance class 0						
		103	1.005		0634 014	4,224.00
			1.01 - 1.49	0.010		
			0.5 - 24.5	0.500		
			25.0 - 100.0	25.000		
		87	1.001 - 1.009	0.001	0634 016	3,480.00
			1.01 - 1.49	0.010		
			0.5 - 9.5	0.500		
			10.0 - 100.0	10.000		
		47	1.005		0634 017	2,274.00
			1.01 - 1.09	0.010		
			1.11 - 1.19	0.010		
			1.1 - 1.9	0.100		
			1.0 - 9.0	1.000		
			10.0 - 100.0	10.000		
		32	1.005		0634 020	1,194.00
			1.01 - 1.09	0.010		
			1.1 - 1.9	0.100		
			1.0 - 9.0	1.000		
			10.0 - 30.0	10.000		
			50.0			
Tolerance class 1						
		103	1.005		0634 114	3,718.00
			1.01 - 1.49	0.010		
			0.5 - 24.5	0.500		
			25.0 - 100.0	25.000		
		87	1.001 - 1.009	0.001	0634 116	3,039.00
			1.01 - 1.49	0.010		
			0.5 - 9.5	0.500		
			10.0 - 100.0	10.000		
		47	1.005		0634 117	2,038.00
			1.01 - 1.09	0.010		
			1.11 - 1.19	0.010		
			1.1 - 1.9	0.100		
			1.0 - 9.0	1.000		
			10.0 - 100.0	10.000		
		32	1.005		0634 120	1,037.00
			1.01 - 1.09	0.010		
			1.1 - 1.9	0.100		
			1.0 - 9.0	1.000		
			10.0 - 30.0	10.000		
			50.0			

Marked ▪ = excess length/excess weight Marked ▪ = includes a F.O.C. calibration certificate, traceable to national standards

0634 Ceramic gauge block sets

Specification

- Ceramic
- EN ISO 3650

Shipment

- Wooden case

		Pieces per set	Nominal dimensions mm	Increments	Ref. No.	List price Euro
Tolerance class 0						
		103	1.005		0634 514	5,898.00
			1.01 - 1.49	0.010		
			0.5 - 24.5	0.500		
			25.0 - 100.0	25.000		
		87	1.001 - 1.009	0.001	0634 516	4,697.00
			1.01 - 1.49	0.010		
			0.5 - 9.5	0.500		
			10.0 - 100.0	10.000		
		47	1.005		0634 517	2,801.00
			1.01 - 1.09	0.010		
			1.11 - 1.19	0.010		
			1.1 - 1.9	0.100		
			1.0 - 9.0	1.000		
			10.0 - 100.0	10.000		
		32	1.005		0634 520	1,701.00
			1.01 - 1.09	0.010		
			1.1 - 1.9	0.100		
			1.0 - 9.0	1.000		
			10.0 - 30.0	10.000		
			50.0			
Tolerance class 1						
		103	1.005		0634 614	4,937.00
			1.01 - 1.49	0.010		
			0.5 - 24.5	0.500		
			25.0 - 100.0	25.000		
		87	1.001 - 1.009	0.001	0634 616	3,924.00
			1.01 - 1.49	0.010		
			0.5 - 9.5	0.500		
			10.0 - 100.0	10.000		
		47	1.005		0634 617	2,341.00
			1.01 - 1.09	0.010		
			1.11 - 1.19	0.010		
			1.1 - 1.9	0.100		
			1.0 - 9.0	1.000		
			10.0 - 100.0	10.000		
		32	1.005		0634 620	1,419.00
			1.01 - 1.09	0.010		
			1.1 - 1.9	0.100		
			1.0 - 9.0	1.000		
			10.0 - 30.0	10.000		
			50.0			

0636 Set of pin gauges

Specification

DIN 2269

- Made out of high quality gauge steel

Shipment

- Wooden case

		Pieces per	Length mm	Increments mm	Nominal dimension mm	Tolerance class	Ref. No.	List price Euro
Special steel, hardened and aged								
		51	40	0.01	0.5 - 1.0	1	0636 301	750.00
		21	70	0.05	1.0 - 2.0	1	0636 321	227.00
		21	70	0.05	2.0 - 3.0	1	0636 322	227.00
		21	70	0.05	3.0 - 4.0	1	0636 323	281.00
		21	70	0.05	4.0 - 5.0	1	0636 324	281.00
		21	70	0.05	5.0 - 6.0	1	0636 325	281.00
		21	70	0.05	6.0 - 7.0	1	0636 326	343.00
		21	70	0.05	7.0 - 8.0	1	0636 327	343.00
		21	70	0.05	8.0 - 9.0	1	0636 328	343.00
		21	70	0.05	9.0 - 10.0	1	0636 329	343.00
Special steel, hardened and aged								
		101	70	0.01	1.0 - 2.0	1	0636 341	955.00
		100	70	0.01	2.01 - 3.0	1	0636 342	955.00
		100	70	0.01	3.01 - 4.0	1	0636 343	1,210.00
		100	70	0.01	4.01 - 5.0	1	0636 344	1,210.00
		100	70	0.01	5.01 - 6.0	1	0636 345	1,210.00
		100	70	0.01	6.01 - 7.0	1	0636 346	1,489.00
		100	70	0.01	7.01 - 8.0	1	0636 347	1,489.00
		100	70	0.01	8.01 - 9.0	1	0636 348	1,489.00
		100	70	0.01	9.01 - 10.0	1	0636 349	1,489.00
		91	70	0.10	1.0 - 10.0	1	0636 351	1,220.00
		81	70	0.05	1.0 - 5.00	1	0636 352	1,109.00
Special steel, hardened and aged								
		101	70	0.01	1.0 - 2.0	2	0636 372	668.00
		100	70	0.01	2.01 - 3.0	2	0636 373	668.00
		100	70	0.01	3.01 - 4.0	2	0636 374	880.00
		100	70	0.01	4.01 - 5.0	2	0636 375	880.00
		100	70	0.01	5.01 - 6.0	2	0636 376	880.00
		100	70	0.01	6.01 - 7.0	2	0636 377	1,065.00
		100	70	0.01	7.01 - 8.0	2	0636 378	1,208.00
		100	70	0.01	8.01 - 9.0	2	0636 379	1,208.00
		100	70	0.01	9.01 - 10.0	2	0636 380	1,208.00

Marked ▪ = excess length/excess weight Marked ▪ = includes a F.O.C. calibration certificate, traceable to national standards

0636 Pin gauge holder

Specification

- Die cast
- Locking screw

		For meas. range mm	Length of holder mm	Ref. No.	List price Euro
		1 - 2	60	0636 392	12.20
		2 - 4	68	0636 393	14.00
		4 - 6	76	0636 394	26.50
		6 - 8	84	0636 395	34.00
		8 - 10	92	0636 396	39.20

0637 Plug gauges

Specification

- Manufacturing tolerances: according to DIN 7150-2 and DIN 7164
- Fit H7
- All cylindrical

- Special dimensions with other tolerances are available upon request

		Nominal dimension dia. mm	Dimensions acc. DIN	Ref. No.	List price Euro
Gauge steel, hardened					
		2	2245-1	0637 103	28.70
		2.2	2245-1	0637 104	28.70
		2.5	2245-1	0637 105	28.70
		2.8	2245-1	0637 106	20.90
		3	2245-1	0637 107	20.90
		3.5	2245-1	0637 108	18.70
		4	2245-1	0637 109	18.70
		4.5	2245-1	0637 110	18.70
		5	2245-1	0637 111	17.60
		6	2245-1	0637 112	17.60
		7	2245-1	0637 113	18.70
		8	2245-1	0637 114	18.70
		9	2245-1	0637 115	19.90
		10	2245-1	0637 116	20.90
		11	2245-1	0637 117	20.90
		12	2245-1	0637 118	22.10
		13	2245-1	0637 119	23.20
		14	2245-1	0637 120	23.20
		15	2245-1	0637 121	23.90
		16	2245-1	0637 122	23.90
		17	2245-1	0637 123	24.90
		18	2245-1	0637 124	25.90
		19	2245-1	0637 125	25.90
		20	2245-1	0637 126	25.90
		21	2245-1	0637 127	27.20
		22	2245-1	0637 128	27.80
		23	2245-1	0637 129	28.70
		24	2245-1	0637 130	28.70
		25	2245-1	0637 131	29.80
		26	2245-1	0637 132	31.00
		27	2245-1	0637 133	31.00
		28	2245-1	0637 134	32.00
		30	2245-1	0637 135	32.00
		32	2245-1	0637 136	35.40
		33	2245-1	0637 137	36.00
		34	2245-1	0637 138	37.10
		35	2245-1	0637 139	37.10
		36	2245-1	0637 140	37.90
		37	2245-1	0637 141	38.70
		38	2245-1	0637 142	39.80
		40	2245-1	0637 144	41.00
		42	2245-2	0637 146	42.30
		43	2245-2	0637 147	52.00
		44	2245-2	0637 148	45.40
		45	2245-2	0637 149	46.40

Marked ▪ = excess length/excess weight Marked ▪ = includes a F.O.C. calibration certificate, traceable to national standards

0637 Plug gauges

Specification

- Manufacturing tolerances: according to DIN 7150-2 and DIN 7164
- Fit H7
- All cylindrical

- Special dimensions with other tolerances are available upon request

		Nominal dimension dia. mm	Dimensions acc. DIN	Ref. No.	List price Euro
Gauge steel, hardened					
		46	2245-2	0637 150	47.10
		47	2245-2	0637 151	49.40
		48	2245-2	0637 152	50.00
		50	2245-2	0637 154	52.00
		52	2245-2	0637 155	55.00
		55	2245-2	0637 156	58.00
		58	2245-2	0637 157	62.00
		60	2245-2	0637 158	64.00
		62	2245-2	0637 159	67.00
		65	2245-2	0637 160	67.00
		68	2245-2	0637 161	74.00
		70	2245-2	0637 162	75.00
		72	2245-2	0637 163	77.00
		75	2245-2	0637 164	81.00
		78	2245-2	0637 165	85.00
		80	2245-2	0637 166	86.00
		82	2245-2	0637 167	88.00
		85	2245-2	0637 168	91.00
		88	2245-2	0637 169	96.00
		90	2245-2	0637 170	97.00
		92	2245-2	0637 171	100.00
		95	2245-2	0637 172	102.00
		98	2245-2	0637 173	105.00
		100	2245-2	0637 174	107.00

0637 Plug gauge set

DIN 2245

Specification

- DIN 2245
- Hardened gauge steel
- GO and NOGO
- Fit H7

Shipment

- Wooden case

		Nominal dimensions mm	Ref. No.	List price Euro
7 pieces (3 - 12 mm)				
		3 - 4 - 5 - 6 - 8 - 10 - 12	0637 190	137.00

0643 Snap gauge, double jaw

Specification

- Dimensions 3 to 100 mm
- Gauge steel
- Hardened measuring faces
- Dimensions acc. DIN 2230
- Manufacturing tolerances: according to DIN 7163

Shipment

- Available on request
- Important: Please mention dimension and fit

0649 Adjustable snap gauges

Specification

- Die cast
- 1 fixed measuring face and
  2 adjustable square measuring faces

Shipment

- Cardboard box

		Nominal dimension dia. mm	Ref. No.	List price Euro
		0 - 6	0649 201	66.00
		6 - 13	0649 202	66.00
		13 - 19	0649 203	66.00
		19 - 26	0649 204	68.00
		26 - 32	0649 205	68.00
		32 - 38	0649 206	72.00
		38 - 44	0649 207	72.00
		44 - 51	0649 208	75.00
		51 - 57	0649 209	75.00
		57 - 64	0649 210	79.00

		Nominal dimension dia. mm	Ref. No.	List price Euro
		64 - 70	0649 211	79.00
		70 - 78	0649 212	86.00
		78 - 87	0649 213	86.00
		87 - 97	0649 215	95.00
		97 - 106	0649 216	109.00
		106 - 116	0649 217	109.00
		116 - 125	0649 219	130.00
		125 - 135	0649 220	169.00
		135 - 144	0649 222	194.00
		144 - 156	0649 223	194.00

Marked ▪ = excess length/excess weight Marked ▪ = includes a F.O.C. calibration certificate, traceable to national standards

0650 Adjustable snap gauges

0650 103

Specification

- Adjustable
- Light alloy cast frame
- Carbide tipped measuring faces
- Without indicator
- Up to 100 mm with centering support and lift-off device. Snap gauges above 100 mm, excludes centring support and lift-off device.

Shipment

- Cardboard box
- Dial indicator not included

0650 114

		Measuring range dia. mm	Measuring jaws mm	Ref. No.	List price Euro
		0 - 25	15 x 15	0650 101	844.00
		25 - 50	15 x 15	0650 102	922.00
		50 - 75	15 x 15	0650 103	1,013.00
		75 - 100	15 x 15	0650 104	1,110.00
		100 - 150	40 x 18	0650 105	1,599.00
		150 - 200	40 x 18	0650 106	1,809.00
		200 - 250	40 x 18	0650 107	2,075.00
		250 - 300	40 x 18	0650 108	2,161.00
		300 - 350	40 x 18	0650 109	2,293.00
		350 - 400	40 x 18	0650 110	2,481.00
		400 - 450	40 x 18	0650 111	2,663.00
		450 - 500	40 x 18	0650 112	2,846.00
		500 - 550	40 x 18	0650 113	3,030.00
		550 - 600	40 x 18	0650 114	3,274.00
		600 - 650	40 x 18	0650 115	4,183.00
		650 - 700	40 x 18	0650 116	4,363.00
		700 - 750	40 x 18	0650 117	4,553.00
		750 - 800	40 x 18	0650 118	4,739.00
		800 - 850	40 x 18	0650 119	4,924.00

0656 Ring gauges

Specification

DIN 2250-1

- Hardened gauge steel,
- DIN 2250-1 (C)
- For setting internal measuring instruments

		Nominal dimension dia. mm	Ref. No.	List price Euro
		3	0656 309	53.00
		3.5	0656 310	46.40
		4	0656 311	46.40
		4.5	0656 312	46.40
		5	0656 313	45.40
		6	0656 314	44.30
		7	0656 315	44.30
		8	0656 316	44.30
		9	0656 317	44.30
		10	0656 318	44.30
		11	0656 319	45.40
		12	0656 320	46.40
		12.5	0656 303	46.40
		13	0656 321	47.10
		14	0656 322	47.10
		15	0656 323	48.30
		16	0656 324	48.30
		17	0656 325	49.40
		17.5	0656 304	69.00
		18	0656 326	49.40
		19	0656 327	50.00
		20	0656 328	52.00
		21	0656 329	52.00
		22	0656 330	52.00
		23	0656 331	55.00
		24	0656 332	56.00
		25	0656 333	57.00
		26	0656 334	58.00
		27	0656 335	58.00
		28	0656 336	59.00
		30	0656 337	55.00
		32	0656 338	62.00
		33	0656 339	62.00
		34	0656 340	63.00
		35	0656 341	63.00
		36	0656 342	64.00
		37	0656 343	65.00
		38	0656 344	66.00
		40	0656 345	67.00
		42	0656 346	71.00
		44	0656 347	75.00
		45	0656 348	77.00
		46	0656 349	79.00
		47	0656 350	81.00
		48	0656 351	83.00
		50	0656 352	86.00

		Nominal dimension dia. mm	Ref. No.	List price Euro
		52	0656 353	88.00
		55	0656 354	96.00
		58	0656 355	100.00
		60	0656 356	104.00
		62	0656 357	107.00
		65	0656 358	114.00
		68	0656 359	122.00
		70	0656 360	126.00
		72	0656 361	131.00
		75	0656 362	135.00
		78	0656 363	142.00
		80	0656 364	147.00
		82	0656 365	155.00
		85	0656 366	166.00
		88	0656 367	176.00
		90	0656 368	182.00
		92	0656 369	190.00
		95	0656 370	202.00
		98	0656 371	212.00
		100	0656 372	218.00
		105	0656 373	229.00
		110	0656 374	241.00
		115	0656 375	251.00
		120	0656 376	263.00
		125	0656 377	274.00
		130	0656 378	284.00
		135	0656 379	295.00
		140	0656 380	306.00
		145	0656 381	317.00
		150	0656 382	328.00
		155	0656 383	358.00
		160	0656 384	387.00
		165	0656 385	416.00
		170	0656 386	447.00
		175	0656 387	476.00
		180	0656 388	505.00
		185	0656 389	536.00
		190	0656 390	564.00
		195	0656 391	595.00
		200	0656 392	624.00
		210	0656 393	657.00
		220	0656 394	686.00
		225	0656 305	825.00
		230	0656 395	719.00
		240	0656 396	751.00
		250	0656 397	783.00
		260	0656 398	815.00
		270	0656 399	846.00
		275	0656 306	908.00

Marked ▪ = excess length/excess weight Marked ▪ = includes a F.O.C. calibration certificate, traceable to national standards

0658 Thread plug gauges

DIN 2280

Specification

- DIN 2280
- For standard metric ISO threads DIN 13
- Gauge steel, hardened
- Fit 6H (* 5H)

		Thread size M	Ref. No.	List price Euro			Thread size M	Ref. No.	List price Euro
		1.0 x 0.25*	0658 001	137.00			14.0 x 2.00	0658 020	71.00
		1.2 x 0.25*	0658 002	132.00			16.0 x 2.00	0658 021	77.00
		1.4 x 0.30*	0658 003	115.00			18.0 x 2.50	0658 022	82.00
		1.6 x 0.35	0658 004	100.00			20.0 x 2.50	0658 023	87.00
		1.8 x 0.35	0658 005	88.00			22.0 x 2.50	0658 024	93.00
		2.0 x 0.40	0658 006	88.00			24.0 x 3.00	0658 025	104.00
		2.2 x 0.45	0658 007	81.00			27.0 x 3.00	0658 026	114.00
		2.5 x 0.45	0658 008	76.00			30.0 x 3.50	0658 027	127.00
		3.0 x 0.50	0658 009	63.00			33.0 x 3.50	0658 028	138.00
		3.5 x 0.60	0658 010	62.00			36.0 x 4.00	0658 029	150.00
		4.0 x 0.70	0658 011	59.00			39.0 x 4.00	0658 030	166.00
		5.0 x 0.80	0658 012	58.00			42.0 x 4.50	0658 031	244.00
		6.0 x 1.00	0658 013	56.00			45.0 x 4.50	0658 032	264.00
		7.0 x 1.00	0658 014	57.00			48.0 x 5.00	0658 033	285.00
		8.0 x 1.25	0658 015	58.00			52.0 x 5.00	0658 034	305.00
		9.0 x 1.25	0658 016	59.00			56.0 x 5.50	0658 035	338.00
		10.0 x 1.50	0658 017	62.00			60.0 x 5.50	0658 036	358.00
		11.0 x 1.50	0658 018	97.00			64.0 x 6.00	0658 037	392.00
		12.0 x 1.75	0658 019	66.00			68.0 x 6.00	0658 038	417.00

0658 Set of thread plug gauges

DIN 2280

Specification

- DIN 2280
- Hardened gauge steel
- For standard metric ISO threads DIN 13
- GO and NOGO
- Fit 6H

Shipment

- Wooden case

		Nominal dimensions mm	Ref. No.	List price Euro
7 pieces (M3 - M12 mm)				
		M3 -M4 - M5 - M6 - M8 - M10 - M12	0658 090	233.00

0658 Thread ring gauges

DIN 2285-1

Specification

- **GO thread ring gauge**
- For standard metric ISO threads DIN 13
- Hardened gauge steel
- DIN 2285-1
- Fit 6g (* 6h)

		Thread size M	Ref. No.	List price Euro
		1.0 x 0.25*	0658 501	138.00
		1.2 x 0.25*	0658 502	131.00
		1.4 x 0.30*	0658 503	121.00
		1.6 x 0.35*	0658 504	88.00
		1.8 x 0.35*	0658 505	80.00
		2.0 x 0.40*	0658 506	80.00
		2.2 x 0.45	0658 507	69.00
		2.5 x 0.45	0658 508	60.00
		3.0 x 0.50	0658 509	49.40
		3.5 x 0.60	0658 510	46.40
		4.0 x 0.70	0658 511	45.40
		5.0 x 0.80	0658 512	45.40
		6.0 x 1.00	0658 513	45.40
		7.0 x 1.00	0658 514	45.40
		8.0 x 1.25	0658 515	46.40
		9.0 x 1.25	0658 516	49.40
		10.0 x 1.50	0658 517	55.00
		11.0 x 1.50	0658 518	62.00
		12.0 x 1.75	0658 519	64.00
		14.0 x 2.00	0658 520	69.00
		16.0 x 2.00	0658 521	77.00
		18.0 x 2.50	0658 522	88.00
		20.0 x 2.50	0658 523	98.00
		22.0 x 2.50	0658 524	106.00
		24.0 x 3.00	0658 525	114.00
		27.0 x 3.00	0658 526	128.00
		30.0 x 3.50	0658 527	138.00
		33.0 x 3.50	0658 528	152.00
		36.0 x 4.00	0658 529	163.00
		39.0 x 4.00	0658 530	177.00
		42.0 x 4.50	0658 531	193.00
		45.0 x 4.50	0658 532	204.00
		48.0 x 5.00	0658 533	216.00
		52.0 x 5.00	0658 534	234.00
		56.0 x 5.50	0658 535	247.00
		60.0 x 5.50	0658 536	264.00
		64.0 x 6.00	0658 537	283.00
		68.0 x 6.00	0658 538	299.00

DIN 2299-1

Specification

- **NOGO thread ring gauge**
- For standard metric ISO threads DIN 13
- Hardened gauge steel
- DIN 2299-1
- Fit 6g (* 6h)

		Thread size M	Ref. No.	List price Euro
		1.0 x 0.25*	0658 601	138.00
		1.2 x 0.25*	0658 602	131.00
		1.4 x 0.30*	0658 603	121.00
		1.6 x 0.35*	0658 604	88.00
		1.8 x 0.35*	0658 605	80.00
		2.0 x 0.40*	0658 606	80.00
		2.2 x 0.45	0658 607	69.00
		2.5 x 0.45	0658 608	60.00
		3.0 x 0.50	0658 609	49.40
		3.5 x 0.60	0658 610	46.40
		4.0 x 0.70	0658 611	45.40
		5.0 x 0.80	0658 612	45.40
		6.0 x 1.00	0658 613	45.40
		7.0 x 1.00	0658 614	45.40
		8.0 x 1.25	0658 615	46.40
		9.0 x 1.25	0658 616	49.40
		10.0 x 1.50	0658 617	55.00
		11.0 x 1.50	0658 618	63.00
		12.0 x 1.75	0658 619	64.00
		14.0 x 2.00	0658 620	69.00
		16.0 x 2.00	0658 621	77.00
		18.0 x 2.50	0658 622	88.00
		20.0 x 2.50	0658 623	98.00
		22.0 x 2.50	0658 624	106.00
		24.0 x 3.00	0658 625	114.00
		27.0 x 3.00	0658 626	128.00
		30.0 x 3.50	0658 627	138.00
		33.0 x 3.50	0658 628	152.00
		36.0 x 4.00	0658 629	163.00
		39.0 x 4.00	0658 630	177.00
		42.0 x 4.50	0658 631	193.00
		45.0 x 4.50	0658 632	204.00
		48.0 x 5.00	0658 633	216.00
		52.0 x 5.00	0658 634	234.00
		56.0 x 5.50	0658 635	247.00
		60.0 x 5.50	0658 636	264.00
		64.0 x 6.00	0658 637	283.00
		68.0 x 6.00	0658 638	299.00

Marked ▪ = excess length/excess weight Marked ▪ = includes a F.O.C. calibration certificate, traceable to national standards

0658 Set of GO thread ring gauges



DIN 2285-1

Specification

- M3 - M12, 7 pieces
- Hardened gauge steel
- For standard metric ISO threads DIN 13
- Fit 6g

Shipment

- Wooden case

		Fit	Ref. No.	List price Euro
M3 - M12 (M3, M4, M5, M6, M8, M10, M12)				
		6g	0658 590	233.00

0658 Set of NOGO thread ring gauges



DIN 2299-1

Specification

- M3 - M12, 7 pieces
- Hardened gauge steel
- For standard metric ISO threads DIN 13
- Fit 6g

Shipment

- Wooden case

		Fit	Ref. No.	List price Euro
M3 - M12 (M3, M4, M5, M6, M8, M10, M12)				
		6g	0658 690	233.00